



# ALL INDIA INSTITUTE OF MEDICAL SCIENCES

## New Delhi

# PROSPECTUS



**2016**



**MBBS Course**

Includes admission details for the MBBS Course of AIIMS, New Delhi and six other AIIMS at Bhopal, Bhubaneswar, Jodhpur, Patna, Raipur and Rishikesh.



आरोग्यं सुखं सम्पदा

विद्यया हि जीते न





All India Institute of Medical Sciences  
Ansari Nagar  
New Delhi 110608  
Web site: [www.aiims.edu](http://www.aiims.edu)



All India Institute of Medical Sciences  
Bhopal  
Saket Nagar  
Bhopal 462020  
Madhya Pradesh  
Web site: [www.aiimsbhopal.edu.in](http://www.aiimsbhopal.edu.in)



All India Institute of Medical Sciences  
Bhubaneswar  
Sijua  
Ptarpada  
Bhubaneswar 751019  
Odisha  
Web site: [www.aiimsbhubaneswar.edu.in](http://www.aiimsbhubaneswar.edu.in)



All India Institute of Medical Sciences  
Jodhpur  
Basni Industrial Area 2  
Jodhpur 342005  
Rajasthan  
Web site: [www.aiimsjodhpur.edu.in](http://www.aiimsjodhpur.edu.in)



All India Institute of Medical Sciences Patna  
Phulwarisharif  
Patna 801505  
Bihar  
Web site: [www.aiimspatna.org](http://www.aiimspatna.org)



All India Institute of Medical Sciences Raipur  
Tatibandh  
GE Road  
Raipur 492099  
Chattisgarh  
Web site: [www.aiimsraipur.edu.in](http://www.aiimsraipur.edu.in)



All India Institute of Medical Sciences Rishikesh  
Virbhadrha Road  
Rishikesh 249201  
Uttarakhand  
Web site: [www.aiimsrishikesh.edu.in](http://www.aiimsrishikesh.edu.in)

## IMPORTANT DATES AT A GLANCE

Sl. No.	Activity	Scheduled Dates
<b>APPLICATION AND REGISTRATION</b>		
1	Online Registration of Applications on AIIMS website <a href="http://www.aiimsexams.org">www.aiimsexams.org</a> opens	Monday, 15 <sup>th</sup> February, 2016
2	Online Registration of Applications closes on	Tuesday, 15 <sup>th</sup> March, 2016 at 5:00 PM
3	Status of Registration including rejection / deficiencies in application on AIIMS website	Wednesday, 30 <sup>th</sup> March, 2016
4	Last date for complying with deficiencies in application as indicated	Friday, 8 <sup>th</sup> April, 2016
5	Hosting / Uploading the Admit Cards on AIIMS website <a href="http://www.aiimsexams.org">www.aiimsexams.org</a>	Monday, 2 <sup>nd</sup> May, 2016
<b>Computer Based Test (CBT) [Online] Entrance Examination</b>		
6	Date of Entrance Examination	Sunday, 29 <sup>th</sup> May, 2016
7	Expected date of declaration of Result	Tuesday, 14 <sup>th</sup> June, 2016
<b>PROPOSED COUNSELING SCHEDULE TO BE HELD AT AIIMS, NEW DELHI</b>		
8	First Counseling	4 <sup>th</sup> , 5 <sup>th</sup> , 7 <sup>th</sup> & 8 <sup>th</sup> July, 2016
9	Second Counseling	4 <sup>th</sup> August, 2016
10	Third Counseling	6 <sup>th</sup> September, 2016
11	Open Counseling	27 <sup>th</sup> September, 2016
<b>ADMISSION AT AIIMS, NEW DELHI</b>		
12	Medical Examination of selected candidates	11 <sup>th</sup> July, 2016
13	General Orientation of New Batch including visit to Ballabhgarh Community Development Block	12 <sup>th</sup> - 14 <sup>th</sup> July, 2016
14	Academic Programme [Classes begin]	15 <sup>th</sup> July – 31 <sup>st</sup> July, 2016
15	Orientation Programme by CREST	1 <sup>st</sup> – 9 <sup>th</sup> August, 2016
16	Teacher Mentors Programme Interactive Session/Feed back session about orientation Programme	10 <sup>th</sup> to 11 <sup>th</sup> August, 2016
17	Resumption of Academic Programme	12 <sup>th</sup> August, 2016
<b>ADMISSION TO SIX OTHER AIIMS</b>		
18	Admission details will be available in the websites of the respective institutions Counters and officials from these institutions will be available at AIIMS, New Delhi during Counseling	Expected August, 2016

### ANNOUNCEMENT OF RESULTS

Results will be announced on the website [www.aiimsexams.org](http://www.aiimsexams.org) and also on the websites of six AIIMS. Results shall not be informed on phone or communicated individually.



# IMPORTANT INFORMATION

All applicants are advised to visit [www.aiimsexams.org](http://www.aiimsexams.org) regularly for latest updates / announcements / changes, if any as addendum/dedendum/corrigendum will only be uploaded on the website.

## APPLICATION & REGISTRATION FEES

S No	Category	Fees	Transaction Charges	TOTAL
1	General	₹ 1000.00	As Applicable	₹ 1000.00 + Transaction Fees (as applicable)
2	Other Backward Classes [OBC : Both Creamy and Non-creamy Layers]	₹ 1000.00	As Applicable	₹ 1000.00 + Transaction Fees (as applicable)
3	Scheduled Caste [SC]	₹ 800.00	As Applicable	₹ 800.00 + Transaction Fees (as applicable)
4	Scheduled Tribe [ST]	₹ 800.00	As Applicable	₹ 800.00 + Transaction Fees (as applicable)
5	OPH	EXEMPTED	Not Applicable	NIL

Requisite fees may be paid through Credit Card / Debit Card / Net Banking

## APPLICATION & REGISTRATION

- All applicants are advised to read the Prospectus and Help Manual carefully before starting Online Registration .
- While filling the Online Application, please ensure that no column is left blank.
- Please fill the Online Application carefully. It may not be possible to make any Amendment/Rectification/Change/Editing in the field of Name/ Date of Birth/ Category i.e. SC/ ST/ OBC(NCL) / UR/OPH and Examination Centre after submitting the Application Fee through Debit / Credit Card/Net Banking.
- Other changes in the Online Registration/Application viz Father's Name, Mother's Name, Gender, Nationality, Marital Status can be done during Registration process. After the last date of Registration i.e. 15.03.2016 changes are not permitted. Images once uploaded can not be changed later.
- Applicants may note that further correspondence will NOT be entertained in this regard.
- Candidate applying under OBC category must possess valid caste certificate issued within last one year by the competent authority. The Certificate must be valid for admission in Central Govt. Institutions. Date of validity of certificate shall be considered as 04.07.2016.
- Please save and download a print of the Registration Slip and retain the copy of Registration Slip till completion of admission process.
- Incomplete applications will be rejected.
- In the event of rejection of the application form, no intimation will be provided and no correspondence / request for re-consideration, will be entertained.

## EXAMINATION

- The Entrance Examination for All India Institute of Medical Sciences, New Delhi and six other AIIMS for the session 2016 will be conducted through Online Computer Based Test (CBT) Examination ONLY.
- The Examination is proposed to be conducted in two shifts in different centres all over India on Sunday, 29<sup>th</sup> May, 2016.
- Applicants are required to read the Prospectus carefully and fill the application correctly with regard to all entries including choice of city for appearing of Entrance Examination.
- Applicants may familiarize themselves with the method of Examination by taking the Mock Test available in the web site: [www.aiimsexams.org](http://www.aiimsexams.org) after upload of Admit Card.
- Applicants are required to be prepared to appear in the Examination in either of the shifts.

# CONTENTS

Section		Page No.
1.0	Introduction	1
2.0	AIIMS & Objective	1
3.0	Duration of Courses	2
4.0	Number of Seats and Reservation	2
4.1	Criteria for Other Backward Classes (NCL)	3
4.2	Criteria for Schedule Cast Schedule Tribe (SC/ST)	3
4.3	Criteria for Orthopaedic Physically Handicapped Candidates	3
5.0	Eligibility	3
6.0	Guideline & Instruction for Application	5
7.0	Procedure for submission of Application	6
8.0	Competitive Entrance Examination	7
8.1	Type of Paper	7
8.2	Standard of Examination	7
8.3	Language of Question Paper	7
8.4	Examination Centres	7
8.5	General Instruction regarding appearing in the Examination	10
8.6	Scheme of Marking	11
8.7	Minimum cut-off-Scores	11
8.8	Normalization Procedure	11
8.9	Method of Resolving Ties	12
8.10	Brief description of the step-by-step procedure for normalization and of merit/ranking in AIIMS MBBS Entrance Examination - 2016	12
9.0	Counselling	17
9.1	Merit List	17
9.2	Counselling Overview	17
9.3	Counselling Process	18
10.0	Declaration of Results	20
10.0	Anti Ragging Measures	20
11.1	Supreme Court rules regarding Anti Ragging	20
11.2	Anti Ragging Registration	20
12.0	Admission to AIIMS, New Delhi	21
12.1	Admission procedure & date of joining	21
12.2	Fees & Other Payments	21
12.3	Semesters	22
12.4	Attendance	22
12.5	Examination in first MBBS	22
12.6	Attempts	22
12.7	Weightage for Internal marks	23
12.8	Compulsory Rotatory Internship Training	23
A1	Appendix.1: (State Codes)	24
A2	Appendix.2: User Manual Important Instructions for Applicants Filling MBBS-2016 On-line Application Form	25-38
A3	Appendix.3: For uploading Images	39
A3.1	Instruction for uploading Photograph	40-42
A3.2	Instruction for uploading Thumb Impression	43
A3.3	Instruction for uploading Signature	44
A4	Appendix.4: Procedure to be followed by candidates	45
A5	Appendix.5: Familiarization with Online	46-60
	Performa for Other Backward Classes (OBC) Certificate	61
	Form of SC/ST Certificate	62

### 1.1 AIIMS, New Delhi

All India Institute of Medical Sciences was established by an Act of Parliament of 1956 as an autonomous institution of national importance and its objectives and functions were defined. By virtue of this Act, the Institute awards its own medical degrees, diplomas and other academic distinctions. The degrees and diplomas awarded by the Institute under the All India Institute of Medical Sciences Act are recognized medical qualifications for the purpose of the Indian Medical Council Act and notwithstanding anything contained in the Medical Council Act, are deemed to be included in the first schedule of that Act, entitling the holders to the same privileges as those attached to the equivalent awards from other universities of India.

The Institute (AIIMS, New Delhi) is a residential University in which the faculty members, staff and the students live on campus. There are 8 hostels for undergraduate students (6 for boys and 2 for girls) with a capacity to accommodate 562 students.

### 1.2 Six other AIIMS

Under the Pradhan Mantri Swasthya Suraksha Yojana six new All India Institutes of Medical Sciences have been established similar to AIIMS, New Delhi. Government of India has also decided that the Academic Session for the current year in six New AIIMS at Bhopal, Bhubaneswar, Jodhpur, Patna, Raipur and Rishikesh, will also be started in August 2016 with intake of 100 students for each of the new institutions. As per the directives of the Ministry selection for admission will be done through the same Entrance Examination by which candidates are selected for AIIMS, New Delhi. The admission will be done on the basis of merit-cum-choice of the candidates.

### 2.1 AIIMS, New Delhi

The prime focus of the Institute (AIIMS) is to develop patterns of teaching in undergraduate and postgraduate medical education in all the branches so as to demonstrate a high standard of medical education to all medical colleges and allied institutions in India. The other important objectives of the Institute is to bring together in one place educational facilities of the highest order for the training of personnel in all the important branches of health activities and to attain self-sufficiency in postgraduate medical education. The educational principles and practices being adopted are those which are the best suited to the needs of the country. Adaptation of education to meet the problems of community health is a major preoccupation. To this effect the AIIMS New, Delhi has been trying to initiate a model educational programme in the Ballabgarh Community Development Block in collaboration with the Haryana Government. The Institute has also been able to initiate model educational programme in Community Medicine at the urban field practice area in Malviya Nagar, New Delhi. Emphasis is laid on the active learning process and on the cultivation of scholarly habits and scientific methods.

The first batch of undergraduate medical students was admitted to the AIIMS, Delhi in the year 1956 and since then the Institute has been admitting 50 students every year (77 from 2008 session) to the M.B.B.S. Course. The number of students to this course is kept relatively small to ensure an adequate teacher student ratio. The undergraduate curriculum is constantly reviewed at the Faculty and Staff Council levels and the required changes in the curriculum are brought about in order to evolve a pattern which is the most suitable for the Indian needs and conditions.



Undergraduate medical students get sufficient impetus for higher studies as the Institute provides facilities for postgraduate degrees in almost all the branches of medical sciences. At present, the AIIMS, Delhi is awarding post-graduate degrees in about 55 different specialties /super specialties.

## 2.2 Six Other AIIMS

Aims & objectives of the other six AIIMS Institutes are also of similar nature as mentioned above for AIIMS, New Delhi. In the six new AIIMS the admission will be for 100 seats in each Institution. The number and distribution of seats may vary depending upon the periodic directives / directions from Competent Authorities.

## 3.0

## DURATION OF COURSE

The Course of studies leading to the award of degree of Bachelor of Medicine and Bachelor of Surgery (M.B.B.S.) of the All India Institute of Medical Sciences shall last for a minimum of **five and a half academic years including one year's compulsory internship**.

## 4.0

## NUMBER OF SEATS & RESERVATION

### A. AIIMS, New Delhi:

This year **72 (seventy two)** seats for Indian Nationals are available for admission to MBBS course. Out of these, **11 (eleven)** seats are reserved for the Scheduled Castes, **5 (five)** seats are reserved for the Scheduled Tribes, **19 (nineteen)** seats are reserved for Other Backward Classes and **37 (thirty seven)** seats for General Category for Indian Nationals. A 3% reservation for Orthopaedic Physically Handicapped[OPH] shall be provided on horizontal basis, in the seats available. ***The number of seats for Foreign Nationals shall be announced only after appropriate communication is received by AIIMS, New Delhi from the Government of India. Please await subsequent announcement at the AIIMS website [www.aiimsexams.org](http://www.aiimsexams.org).***

### B. Six other AIIMS:

In the six new AIIMS (viz: Bhopal, Bhubaneswar, Jodhpur, Patna, Raipur and Rishikesh,) with intake of 100 students each, the reservation policy followed will be 7.5% ST, 15% SC and 27% OBC, for Indian Nationals. A 3% reservation for Orthopaedic Physically Handicapped shall be provided on horizontal basis, in the seats available.

Sl.No.	Location of AIIMS	UR	OBC	SC	ST	OPH	Foreign*	Total
1	New Delhi	37	19	11	05	3% Horizontal	0*	72*
2	Bhopal	50	27	15	08			100
3	Patna	50	27	15	08			100
4	Jodhpur	50	27	15	08			100
5	Rishikesh	50	27	15	08			100
6	Raipur	50	27	15	08			100
7	Bhubaneswar	50	27	15	08			100
Total		337	181	101	53		0*	672

\* The number of seats for Foreign Nationals are pending notification by the Government of India

### Seat inter-convertibility :

***If requisite number of suitable candidates is not available to fill the seats reserved for the Scheduled Castes, the same will be filled out of the candidates belonging to the Scheduled Tribes and vice versa. In case candidates do not qualify from the SC/ST categories, vacant seats will be filled by candidates from the general category. Similarly, in case the OBC seat remains vacant after calling all eligible OBC candidates then these seats shall be made available to the general category.***

#### 4.1 CRITERIA FOR OTHER BACKWARD CLASSES (NON-CREAMY LAYER) [OBC]

(Common to AIIMS, New Delhi & Six other AIIMS):

Reservation for OBC (Non-Creamy Layer) shall be according to the rules of the Government of India. Applicants are required to ensure that he/she does **not** belong to the persons/sections (Creamy Layer) mentioned in Column 3 of the Schedule to the Government of India, Department of Personnel & Training O.M. No. 36012/22/93-Estt. (SCT) dated 08/09/93 which is modified vide OM No. 36033/3/2004 Estt. (Res.) dated 09/03/2004 or the latest notification of the Government of India (ie. Central list). A format is provided at the end of the Prospectus. Certificate to be produced during counseling should **NOT** be older than ONE Year on date of 1<sup>st</sup> Counseling. (Between 03.07.2015 and 04.07.2016).

#### 4.2 CRITERIA FOR SCHEDULED CASTE / SCHEDULED TRIBE (SC /ST)

(Common to AIIMS, New Delhi & Six other AIIMS):

Reservation for SC/ST candidates will be according to the rules of Government of India. Applicants will be required to produce the necessary certificate in the format provided. During counseling the certificate as prescribed in M.H.A., O.M., No. 42/21/49-N.G.S. dated the 28.1.1952, as revised in Dept. of Per-& A.R. letter No. 36012/6/76-Est. (SCT), dated the 29.10.1977, to be produced by candidate belonging to a Scheduled Caste or a Scheduled Tribe in support of his/her claim.

#### 4.3 CRITERIA FOR ORTHOPAEDIC PHYSICALLY HANDICAPPED (OPH)

(Common to AIIMS, New Delhi & Six other AIIMS):

The candidate must possess a valid document certifying his/her physical disability conforming to judgment of Supreme Court of India i.e.

- (i) With the approval of the Ministry of Health & Family Welfare, Govt. of India vide letter no. 18018/2/2009-ME (P-1) dated 17.02.2009 it has been decided that while providing reservation in admission to medical course in the first instance candidates with disability of lower limbs between 50% to 70% shall be considered and in case candidates are not available of such candidates in that category then the candidates with disability of lower limbs between 40% to 50% will also be considered.
- (ii) The disability certificate should be certified by a duly constituted and authorized Medical Board of the State or Central Govt. Hospitals/Institutions.

03

5.0

## ELIGIBILITY

### A. INDIAN NATIONALS

01	AGE	<ul style="list-style-type: none"><li>Should have attained or will attain the age of 17 (seventeen) years as on the 31<sup>st</sup> of December of the year of admission (2016)</li><li><i>Candidates born on or after 2<sup>nd</sup> January, 2000 are NOT eligible to apply.</i></li></ul>
02	ESSENTIAL ACADEMIC QUALIFICATION	<ul style="list-style-type: none"><li>Should have passed the 12<sup>th</sup> Class under the 10+2 Scheme/ Senior School Certificate Examination (CBSE) or Intermediate Science (I.Sc.) or an equivalent Examination of a recognized University/ Board of any Indian State with ENGLISH, PHYSICS, CHEMISTRY and BIOLOGY as subject.</li><li>Candidates who have appeared or are appearing at the qualifying Examination with English, Physics, Chemistry and Biology as main subject and expect to pass the Examination with required percentage of marks (as indicated in Sl No. 03 below) are also eligible to apply and appear in the Competitive Entrance Examination. However, their candidature will be considered only if they provide documentary evidence of having passed the qualifying Examination with the required subjects and percentage of marks.</li><li><i>If the Institute has to consider an Examination of an Indian University or of a foreign/university to be equivalent to the 12<sup>th</sup> class under 10+2 scheme/Intermediate Science Examination, the candidates shall have to produce a certificate from the concerned Indian University/Association of the Indian Universities to the effect that the examination passed by him/her is considered by them to be equivalent to the 12<sup>th</sup> class under 10+2 scheme/Intermediate.</i></li></ul>
03	MINIMUM MARKS	<ul style="list-style-type: none"><li>The <b>minimum aggregate</b> of the marks in ENGLISH, PHYSICS, CHEMISTRY and BIOLOGY obtained in the qualifying examination (as in the Essential Qualification at Sl. No. 2 of this table) required for appearing in this examination are :<ul style="list-style-type: none"><li><b>General and OBC candidates: 60%</b></li><li><b>SC/ST/OPH Candidates: 50%</b></li></ul></li></ul>

**B. OVERSEAS CITIZEN OF INDIA (OCI) (Common to AIIMS New Delhi & Six other AIIMS):** Overseas Citizen of India (OCI) registered under Section 7A of Citizenship Act 1955 are also eligible to appear in this test and all terms and conditions applicable for Indian Nationals given in this Prospectus will be applicable to them. The candidate will submit proof of Registration as OCI under Section 7A of Citizenship Act 1955 to be eligible to appear for this test.

**C. FOREIGN NATIONALS (Applicable to AIIMS, New Delhi only):**

Foreign candidates nominated by the Government of India are required to have obtained a minimum of 50% marks in aggregate in the subjects of ENGLISH, PHYSICS, CHEMISTRY and BIOLOGY in their Intermediate Science or an equivalent examination to be eligible for admission to the M.B.B.S. Course.

**Foreign candidates nominated by the Government are NOT required to appear at the Competitive Entrance Examination.**





### A. Indian Nationals (Common to AIIMS, New Delhi & Six other AIIMS):

A candidate seeking admission to the Entrance Examination is required to fill up the Registration Form available Online with the Prospectus on [www.aiimsexams.org](http://www.aiimsexams.org). Candidate should fill in the online Application Form without leave any column blank. ***Please See User Manual for details of how to fill online application form.***

#### ONLINE REGISTRATION & SUBMISSION OF APPLICATION FORM

After selecting the online registration, fill some details asked for deposit the prescribed fee through Debit/Credit cards/Net Banking and till all details required in the Application Form. It will be the responsibility of the candidates to ensure that correct address in the Application Form is filled. Incomplete Application/Registration Slip will be rejected and no communication in this regard will be entertained. The Institute will not be responsible for any loss in transit or for incorrect address given by the applicant in the application form. **No candidates should register more than one application.**

***All applicants are required to ensure that Photo/Thumb/Signature are uploaded according to the requirements. Failure to do so may result in rejection of applications.***

***Duplicate applications from any applicant will result in cancellation of all such applications. No intimation regarding such summary rejections will be provided.***

#### PROCESS FOR CHECKING OF STATUS OF PHOTO/THUMB/SIGNATURE STATUS OF REGISTRATION SLIPS RECEIVED

Acknowledgement with regard to successful Online Registration will be forwarded to registered email ID of the applicants. However, the status of Admit Card will be available on AIIMS, New Delhi website [www.aiimsexams.org](http://www.aiimsexams.org) after 2<sup>nd</sup> May, 2016. Candidates are advised to check position regarding status of Application form on the website [www.aiimsexams.org](http://www.aiimsexams.org). **If the status of Admit Card is not available on website, he/she should immediately contact to the Asstt. Controller of Examinations, AIIMS, New Delhi-110 608 along with full particulars of the Registration of application form by sending an email on [exams.ac@gmail.com](mailto:exams.ac@gmail.com).**

Please refer to the IMPORTANT DATES AT A GLANCE page at the beginning of the Prospectus for tentative dates.

### B. Foreign Nationals (Applicable to AIIMS, New Delhi only):

Foreign nationals are not required to fill up the Online Registration form of the All India Institute of Medical Sciences. Foreign nationals who wish to apply for admission to MBBS Course against any seat that are subject to announcement / notification by the Govt. of India for the year 2016 should contact the Indian Mission/Post abroad in their Country.

**The All India Institute of Medical Sciences, New Delhi and the Ministry of Health and Family Welfare, Government of India will neither entertain requests for supply of application forms for admission nor receive applications directly for nominations of foreign candidates.**

***Candidates are therefore requested not to contact AIIMS, New Delhi in this regard.***

- (a) A candidate seeking admission to the Entrance Examination is required to fill up online application as specified in the **Prospectus**.
- (b) The online application/examination fee is payable through Debit/Credit card/Net Banking and is non-refundable as well no correspondence in this regard will be entertained.
- (c) The candidate should fill in the online application form as per the detailed instructions given in the Prospectus.
- (d) The candidate is required to go through the Prospectus carefully and acquaint himself/herself with all requirements regarding filling the application form.
- (e) Discrepancy, if any, in the date and time of the entrance examination mentioned in the Prospectus, Admit Card etc. should be immediately brought to the notice of the **Assistant Controller of Examination, AIIMS, New Delhi**. Complaints received after the examination will not be entertained. In case, any discrepancy is found in the information provided in the various documents, the data provided on the Application will be considered as final for all purposes.
- (f) Furnishing of false information/ filling of duplicate application form/conversing in any form or suppression of material information in the Application will entail disqualification and shall render the candidate unfit for admission. If ineligibility is detected at any stage even after examination, the candidature/admission will be treated as cancelled and no further correspondence in this regard will be entertained.
- (g) Application Form/Registration Slip complete in all respects should only be **submitted through online and NOT to be sent to Assistant Controller of Examinations, All India Institute of Medical Sciences, Ansari Nagar, New Delhi-110 608**.
- (h) Incomplete application form will be rejected and no correspondence will be entertained by the Institute in this regard.
- (i) It will be the responsibility of the candidate to ensure that correct address, mobile number and E-mail ID is filled in the Application Form with other details.
- (j) Candidate must not obtain or give or attempt to obtain or give irregular assistance of any kind during the examination; this will entail expulsion and cancellation of candidature for the examination.

### ADMIT CARDS

- (a) A downloadable Admit Card will be hosted for all the eligible candidates **on website [www.aiimsexams.org](http://www.aiimsexams.org)** w.e.f. 2<sup>nd</sup> May, 2016. All the candidates must take a printout of the same. The admit card will not be sent through Postal System. No candidate will be admitted to the examination unless he/she holds a valid Admit Card.
- (b) No candidate will be allowed to enter the Examination Hall/Venue by personal appearance without a valid Admit Card in original. The admit card must bear the details of printout such as IP address etc.
- (c) Candidates are advised to preserve the Admit Card till allotment of seat in College/ Institute. Duplicate Admit Card will not be issued after the examination (i.e. original printout Not photocopy etc.).



As per the initiative taken by Director, AIIMS, New Delhi, it has been decided to conduct the competitive Entrance Examination of MBBS-2016 through a **Computer Based Test (CBT) [Online]** only in 2016.

- The examination shall be held on **Sunday, 29<sup>th</sup> May, 2016**.
- The duration of the examination shall be **3½ hours (three hours and thirty minutes)**.
- The Online (CBT) Entrance Examination will be conducted in **two shifts**:  
Morning Shift / First shift : 09:00 AM to 12:30 PM  
Afternoon Shift / Second shift : 03:00 PM to 06:30 PM
- The examination centres are **tentatively** proposed in **171 cities all over India**.

Therefore all candidates will be required to appear at CBT Online Entrance Examination, which will be conducted by the AIIMS, New Delhi on Sunday, the 29<sup>th</sup> May, 2016 in either of two shifts (9:00 AM to 12:30 PM & 3:00 PM to 6:30 PM) as allotted. The venue, time and shift of the examination will be communicated to the candidates in the Admit Card.

No candidate will be permitted to appear in the examination unless he/she holds a valid "Admit Card" issued by the Institute and a proof of their identification.

### 8.1 TYPE OF PAPER

The Competitive Entrance Examination will have one paper consisting of 200 Objective Type (Multiple Choice and Reason-Assertion type) questions from Physics, Chemistry, Biology and General Knowledge/Aptitude. The distribution of questions is :

Subject	Number of Questions
Physics	60
Chemistry	60
Biology (Botany & Zoology)	60
General Knowledge/Aptitude	20

### 8.2 STANDARD OF EXAMINATION

The general standard of the Competitive Entrance Examination will be that of 12th class under the 10+2 Scheme/Intermediate Science. No syllabus has been prescribed by the Institute for the examination.

### 8.3 LANGUAGE OF QUESTION PAPER

Automated Question paper will be provided either in **English or in Hindi** according to the choice of candidates. Applicants must choose / indicate in the application form whether he/she prefers to have the question paper in English or Hindi. This choice cannot be changed later at any stage.

### 8.4 EXAMINATION CENTRES

- Appendix – I shows the list of cities where examination will be conducted in Online Computer Based Test (CBT) mode only.
- Applicant should indicate his/her choice of city of Examination at the time filling the application form. The city chosen is subject to confirmation of payment of the examination fee.
- The city of examination shall be allotted on count down basis subject to availability of nodes in respective city.
- The centre of examination once chosen and allotted will not be changed and any request in this regard will not be entertained. Applicants should therefore select the choice of city with utmost care.
- Applicant are advised to register themselves, make payment submit other information and submit their application format at the earliest without waiting for the last date, to avoid not getting the choice of city.

***It may be noted that although AIIMS will make all efforts to ensure that the candidate is allotted a centre in the cities chosen by the applicant, due to circumstances such as lack of sufficient number of candidates, logistic, administrative and other reasons, an Examination Centre in another city may be allotted finally. Applicants are therefore required to be prepared to appear for the examination in the Examination Centre allotted to them.***



The decision of AIIMS regarding allotment of centres shall be final. No further correspondence or request shall be entertained in such cases. A tentative list of cities where the Examination Centres are located are provided in the accompanying table. In addition, candidates are not permitted to change the Centre/shift allotted to them.

State	City	Code
Assam	Dibrugarh	E1-AS01
	Guwahati	E1-AS02
	Silchar	E1-AS03
Arunachal Pradesh	Itanagar	E1-AR01
Manipur	Imphal	E1-MN01
Meghalaya	Shillong	E1-ML01
Bihar	Aurangabad (Bihar)	E1-BR01
	Biharsharif	E1-BR02
	Gaya	E1-BR03
	Muzaffarpur	E1-BR04
	Patna	E1-BR05
	Purnea	E1-BR06
Jharkhand	Dhanbad	E1-JH01
	Jamshedpur	E1-JH02
	Ranchi	E1-JH03
Odisha	Balasore	E1-OD01
	Berhampur (Ganjam)	E1-OD02
	Bhubaneswar	E2-OD03
	Cuttack	E2-OD04
	Rourkela	E2-OD05
	Sambalpur	E2-OD06
Tripura	Agartala	E2-TR01
West Bengal	Asansol	E2-WB01
	Bardhaman	E2-WB02
	Durgapur	E2-WB03
	Haldia	E2-WB04
	Hooghly	E2-WB05
	Howrah	E2-WB06
	Kalyani	E2-WB07
	Kolkata	E2-WB08
	Siliguri	E2-WB09
Delhi-NCR	Delhi	N1-DL001
	Bahadurgarh	N1-DL002
	Faridabad	N1-DL003
	Ghaziabad	N1-DL004
	Greater Noida	N1-DL005
	Gurgaon	N1-DL006
	Meerut	N1-DL007
	Palwal	N1-DL008
Haryana	Ambala	N1-HR01
	Hisar	N1-HR02
	Karnal	N1-HR03
	Kurukshetra	N1-HR04
	Panipat	N1-HR05
	Sonipat	N1-HR06
	Yamuna Nagar	N1-HR07

State	City	Code
Himachal Pradesh	Baddi	N1-HP01
	Kangra	N1-HP02
	Palampur	N1-HP03
	Shimla	N1-HP04
	Sirmaur	N1-HP05
	Solan	N1-HP06
Punjab	Amritsar	N1-PB01
	Bannur	N1-PB02
	Bhatinda	N1-PB03
	Jalandhar	N1-PB04
	Khanna	N1-PB05
	Ludhiana	N1-PB06
	Mohali	N1-PB07
	Patiala	N1-PB08
	Phagwara	N1-PB09
	Ropar	N1-PB10
	Sangrur	N1-PB11
Rajasthan	Ajmer	N1-RJ01
	Alwar	N1-RJ02
	Bikaner	N1-RJ03
	Jaipur	N1-RJ04
	Jodhpur	N1-RJ05
	Kota	N1-RJ06
	Sikar	N1-RJ07
	Udaipur	N1-RJ08
Uttarakhand	Dehradun	N2-UK01
	Haldwani	N2-UK02
	Roorkee	N2-UK03
Uttar Pradesh	Agra	N2-UP01
	Aligarh	N2-UP02
	Allahabad	N2-UP03
	Bareilly	N2-UP04
	Bulandshahr	N2-UP05
	Gorakhpur	N2-UP06
	Jhansi	N2-UP07
	Kanpur	N2-UP08
	Lucknow	N2-UP09
	Mathura	N2-UP10
	Moradabad	N2-UP11
	Muzaffarnagar	N2-UP12
	Unnao	N2-UP13
	Varanasi	N2-UP14
Jammu & Kashmir	Srinagar	N2-JK01
	Jammu	N2-JK02
	Baramullah	N2-JK03

State	City	Code
Andhra Pradesh	Chittoor	S1-AP01
	Chirala	S1-AP02
	Gudur	S1-AP03
	Guntur	S1-AP04
	Kurnool	S1-AP05
	Nellore	S1-AP06
	Ongole	S1-AP07
	Rajahmundry	S1-AP08
	Tekkali	S1-AP09
	Tirupati	S1-AP10
	Vijayawada	S1-AP11
	Visakhapatnam	S1-AP12
	Vizianagaram	S1-AP13
Karnataka	Bidar	S1-KA01
	Udupi	S1-KA02
	Belgaum	S1-KA03
	Bengaluru	S1-KA04
	Mangalore	S1-KA05
	Mysore	S1-KA06
Telangana	Hyderabad	S1-TS01
	Karimnagar	S1-TS02
	Khammam	S1-TS03
	Warangal	S1-TS04
Kerala	Alappuzha	S2-KL01
	Ernakulam/Kochi	S2-KL02
	Kannur	S2-KL03
	Kollam	S2-KL04
	Kottayam	S2-KL05
	Kozhikode	S2-KL06
	Malapuram	S2-KL07
	Palakkad	S2-KL08
	Thiruvananthapuram	S2-KL09
	Thrissur	S2-KL10
Puducherry	Puducherry	S2-PY01

State	City	Code
Tamilnadu	Chennai	S2-TN01
	Coimbatore	S2-TN02
	Dindigul	S2-TN03
	Kanyakumari	S2-TN04
	Krishnagiri	S2-TN05
	Madurai	S2-TN06
	Nagarcoil	S2-TN07
	Namakkal	S2-TN08
	Parambalur	S2-TN09
	Salem	S2-TN10
	Tiruchirappalli	S2-TN11
	Tirunelveli	S2-TN12
Gujarat	Ahmedabad	W1-GJ01
	Anand	W1-GJ02
	Bardoli	W1-GJ03
	Gandhinagar	W1-GJ04
	Himmatnagar	W1-GJ05
	Jamnagar	W1-GJ06
	Mehsana	W1-GJ07
	Rajkot	W1-GJ08
	Surat	W1-GJ09
	Varodara	W1-GJ010
Maharashtra	Amravati	W1-MH01
	Aurangabad	W1-MH02
	Dhule	W1-MH03
	Jalgaon	W1-MH04
	Kolhapur	W1-MH05
	Mumbai/Thane/ Navi Mumbai	W1-MH06
	Nagpur	W1-MH07
	Nanded	W1-MH08
	Nasik	W1-MH09
	Pune	W1-MH10
	Sangli	W1-MH11
	Satara	W1-MH12
Chhattisgarh	Bhilai/Durg	W2-CG01
	Bilaspur	W2-CG02
	Raipur	W2-CG03
Madhya Pradesh	Bhopal	W2-MP01
	Gwalior	W2-MP02
	Indore	W2-MP03
	Jabalpur	W2-MP04
	Sagar	W2-MP05
	Satna	W2-MP06
	Ujjain	W2-MP07
Goa	Madgaon	W2-GA01
	Verna	W2-GA02

## 8.5 GENERAL INSTRUCTIONS REGARDING APPEARING IN THE EXAMINATION

1. Downloadable Admit Cards of all candidates eligible to appear in the examination will be hoisted on website [www.aiimsexams.org](http://www.aiimsexams.org) as per the schedule mentioned under 'IMPORTANT DATES AT A GLANCE'. Candidates are advised to download their Admit Card from above website. **It may please be noted that the Admit Cards will not be sent By Post.**
2. The Reporting Time for 1<sup>st</sup> shift is 7:00 AM and for 2<sup>nd</sup> shift is 01:00 PM.
3. No candidate will be allowed entry in the examination centre after 8:45 AM in 1<sup>st</sup> shift and 2:45 PM in 2<sup>nd</sup> shift.
4. **CANDIDATES ARE ADVISED TO REACH THE EXAMINATION CENTRE IN TIME AND NOT WAIT TILL THE LAST MINUTE. THERE ARE SEVERAL MANDATORY PRE-EXAMINATION ACTIVITIES SUCH AS BIOMETRIC CAPTURE, PHOTO CAPTURE ETC. THAT REQUIRE TIME. TO AVOID DELAY IN STARTING THEIR EXAMINATION, CANDIDATES ARE REQUIRED IN THEIR OWN INTEREST TO ENSURE THAT THEY ENTER THE EXAMINATION CENTRE AT LEAST 30 MINUTES BEFORE THE SCHEDULED START OF THE EXAMINATION.**
5. No candidate will be allowed to leave the examination hall before the end of 3½ hours.
6. No candidate will be allowed to enter the Examination Hall without a valid **Admit Card (Original print out), ID proof and one photograph**. The ID proof should be the same as the one mentioned in the Application.
7. Candidates should NOT bring pen/pencil to the Examination Hall. Pen will be provided by AIIMS at the examination centre for completing examination formalities and rough work (if any) on the back side of Admit Card.
8. **Candidates should not bring any kind of wrist watches, cell phone, pager, calculator or any kind of electronic gadgets, bluetooth devices etc. to the examination hall; these are strictly prohibited. ANY ELECTRONIC ITEM FOUND WITH THE CANDIDATE DURING EXAMINATION, EVEN IF SWITCHED OFF, WILL BE CONSIDERED AS AN ATTEMPT TO USE UNFAIR MEANS AND APPROPRIATE ACTION WILL BE TAKEN.**
9. In addition to above, Ornaments, head gear, hair bands, hair clips, belt, bags, credit cards, debit cards, books are strictly prohibited at Examination Centre. Hence, candidates are advised not to come with above mentioned items. AIIMS will not be held responsible for safe keeping of these articles as arrangements for safe keeping of these items may not be available at the centre.
10. No candidate should carry any text material, printed or written, bits of papers or any other material except the Admit Card inside the examination hall.
11. If a candidate is found to be copying/conversing with other candidates he/she will be disqualified from taking that examination and the next one or two such examinations according to the nature of offence.
12. Candidates must not obtain or give or attempt to obtain or give irregular assistance of any kind during the examination. This will entail expulsion and cancellation of candidature for the examination.
13. Any attempt to note down questions during the examination will be viewed very seriously, and invite criminal proceedings.
14. Candidates must leave examination hall only after handing over copy of Admit Card to the Invigilator.
15. Change, if any, in the address should be promptly reported to the Asstt. Controller (Examination), AIIMS, New Delhi. The candidates must also ensure that any communication sent at the earlier address is re-directed to him/her.
16. **Any dispute with regard to any matter referred to herein will be subject to the jurisdiction of Delhi Courts alone.**

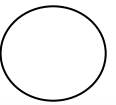
### IMPORTANT

- Download the Admit Card from [www.aiimsexams.org](http://www.aiimsexams.org).
- Familiarize yourself with directions to reach the centre in advance.
- Reach the Examination Centre well in time.
- Enter the Examination Centre early and DO NOT wait till the last minute.
- You are allowed to carry only the Admit Card, One Photograph and Identity Proof (Aadhar Card/Voter ID/Passport/12<sup>th</sup> Class Board Admit Card with photograph) only.
- Do not copy anything including questions, in the Admit Card during examination.



## 8.6 SCHEME OF MARKING

- Each correct response will get a score of 1 mark.
- Each incorrect response will get a score of -  $\frac{1}{3}$  (minus-one-third).
- No credit will be given for the questions not answered or marked for review (Please see Annexure-5 on Online Examination)

			
CORRECT	WRONG	FOR REVIEW	NOT ANSWERED
+1	- $\frac{1}{3}$	0	0

- The score such obtained will be the Raw Score that will be used to determine Percentage score and percentile [for the purpose of Eligibility using Cut-Offs] and Normalization [for the purpose of determining Merit / Ranking].

### IMPORTANT

*If any discrepancy in any question is found in the Entrance Examination, the candidate is advised to write to Sub-Dean (Exam.), AIIMS, New Delhi – 110 608 within 24 hours.  
(E-mail: subdeanexamsaiims@hotmail.com)*

## 8.7 MINIMUM CUT-OFF SCORES

In accordance with decision of the Governing Body, AIIMS, New Delhi dated 26.11.2009 and the past practice adopted by AIIMS, New Delhi, the minimum cut-off necessary in the Entrance Examination to determine eligibility for admission is:

General Category	: 50%
OBC (Non Creamy Layer)	: 45%
SC / ST	: 40%
OPH	: Cut-offs of the respective category

Since the examination will be held in two shifts and a Normalization Procedure will be used (see 8.8); the Percentile score corresponding to the above cut-offs will be used to determine eligibility. In the event of the percentiles for the two shifts being dissimilar / unequal, the lower of the two will be the eligibility cut-off for that category for all candidates (i.e. both shifts).

For example if the 50% marks correspond to a Percentile score of 90 in Shift 1 and to a Percentile score of 88 in shift 2 then all those equal to or above 88 Percentile (Percentile score of 100 to 88) in both shifts will become eligible in General Category. Similar method will be adopted for the other categories to determine eligibility cut-offs.

## 8.8 NORMALIZATION PROCEDURE

This year, since there would be two shifts, a Normalization Procedure is being adopted as decided by experts based on analysis of past MBBS Entrance Examinations conducted by AIIMS, New Delhi. This will be utilized to decide on the inter-se merit / ranking [used during Counseling for allotment of seats] between those who appeared for the examination.

The normalization procedure that will be adopted is based on PERCENTILES.

### Percentile Scores

Percentile scores are scores based on the relative performance of all those who appear for the examination. Basically the marks obtained are transformed into a scale ranging from 100 to 0 for each group (shift) of examinees.

The Percentile Score indicates the percentage of candidates that have scored EQUAL TO OR BELOW (same or lower raw scores) that particular Percentile in that examination. Therefore the topper (highest score) of each group (shift) will get the same Percentile of 100 which is desirable. The marks obtained in between the highest and lowest scores are also converted to appropriate Percentiles.

The Percentile score is the Normalized Score for this examination.

**The Percentile Scores will be calculated to 7 decimal places to avoid bunching effect and therefore reduce ties.**

In this method of scoring the HIGHEST SCORE in each paper (irrespective of the raw scores / percentage obtained) will be the 100 Percentile indicating that 100% of candidates have scores *equal to or lesser than* the the highest scorer/ topper for that shift. For example, in Shift 1 if the highest score is 80% and in Shift 2 the highest score is 82%, **both scores** would be normalized to 100 Percentile for their respective group / shift.

The lowest score would have a percentile depending on the total number of candidates who have taken the examination. Supposing 100000 students have taken the examination in a Shift and the highest score (A) for that group / shift is 160 / 200 (80%) and the lowest score (B) – 3/ 200 (-1.5%). If there is no other candidate who has scores equal to either A or B, then the Percentile Score of A, the top scorer, shall be 100 [because all or 100% of candidates have scored EQUAL TO OR LESS THAN A]. The Percentile Score of B, the lowest scorer, shall be 0.001 since the percentage of candidates with scores EQUAL TO OR BELOW would be 0.001  $[(1/100000)*100]$ . If another candidate (C) had a raw score similar to that of A, then both A and C would have a Percentile Score of 100. Similarly if another candidate (D) had a raw score equal to that of B then both B and D would have a Percentile score of 0.002  $[(2/100000)*100]$ . Ties would therefore have similar Percentiles.

The following is a further explanation of the interpretation of the scores in an examination with 100 candidates.

- If candidate A's Percentile score is 100, it indicates that amongst those who have taken the examination, 100% have scored either EQUAL TO OR LESS THAN the candidate A. It also indicates that no candidate has scored more than candidate A.
- If candidate B's Percentile score is 90, it indicates that 90% of the candidates who have taken the examination have scored either EQUAL TO OR LESS than candidate B. It also indicates that remaining candidates have scored more than candidate B.
- If candidate C's Percentile score is 50, it indicates that 50% of the other candidates who have taken the examination have scored either EQUAL TO OR LESS than candidate C. It also indicates that remaining half of those who took the examination have scored more than candidate C.
- If candidate D's Percentile score is 30, it indicates that 30% of the candidates who have taken the examination have scored either EQUAL TO OR LESS than candidate D. It also indicates that remaining have scored more than candidate D.
- If candidate E's Percentile score is 1, it indicates that none of the candidates who have taken the examination have scored either EQUAL TO OR LESS than candidate E. It also indicates that all remaining candidates who took the examination have scored more than this candidate .

## 8.9 METHOD OF RESOLVING TIES

The overall merit / ranking shall be based on the Percentile scores of the Total Raw Scores.

The method adopted for breaking ties (similar Percentiles) shall be:

1. Biology: Higher Percentile scores in Biology will result in higher ranking
2. Chemistry: If Biology Percentiles do not break the tie, higher Percentile scores in Chemistry will result in higher ranking
3. Physics: If Biology and Chemistry Percentiles do not break the tie, higher Percentile scores in Physics will result in higher ranking
4. Age: If Biology, Chemistry, Physics Percentiles do not break the tie, the candidate elder by age will be ranked higher

## 8.10 BRIEF DESCRIPTION OF THE STEP-BY-STEP PROCEDURE FOR NORMALIZATION AND OF MERIT / RANKING IN THE AIIMS MBBS ENTRANCE EXAMINATION 2016

### 1. Distribution of Examinees in two shifts

Applicants would be allotted into two groups randomly such that these groups are approximately equal in number. These two groups would be the First and Second shifts . This will ensure that there is no bias in the distribution of candidates who take the examination.



Further, with a large population of examinees spread over the entire country such possibility of a bias becomes remote.

## 2. Preparation of Results for each Shift

The examination results for **each shift** would be prepared in the form of

Raw Scores

Percentages

Percentiles (**up to 7 decimal places**) **separately** for each of the four subjects (Biology, Physics, Chemistry and General Knowledge) and the Total. *The Percentile of the Total shall **not** be an aggregate or average of the Percentile of individual subjects.*

The following 5 Percentiles would be calculated for each student

Let  $T, S_1, S_2, S_3, S_4$  denote the raw marks obtained in Total, Biology, Chemistry, Physics and General Knowledge:

Total Percentile (TP):

$$100 \times \frac{\text{No. of candidates from the group with TOTAL MARKS} \leq T}{\text{No. of candidates in the group / shift}}$$

Biology Percentile (S1P):

$$100 \times \frac{\text{No. of candidates from the group with BIOLOGY} \leq S_1}{\text{No. of candidates in the group / shift}}$$

Chemistry Percentile (S2P):

$$100 \times \frac{\text{No. of candidates from the group with CHEMISTRY} \leq S_2}{\text{No. of candidates in the group / shift}}$$

Physics Percentile (S3P):

$$100 \times \frac{\text{No. of candidates from the group with PHYSICS} \leq S_3}{\text{No. of candidates in the group / shift}}$$

General Knowledge  
Percentile (S4P):

$$100 \times \frac{\text{No. of candidates from the group with GENERAL KNOWLEDGE} \leq S_4}{\text{No. of candidates in the group / shift}}$$

## 3. Preparation of Overall Rank / Merit List

The Percentile scores for the Total Marks for both shifts as mentioned above would be merged and arranged so as to derive an overall Merit List / Ranking.

**Please Note** that the percentile score is not the same as percentage of marks obtained.

## 4. Resolving Ties

In case of a tie (identical Total Percentile) the order of deciding higher rank / merit would be: Percentile in Biology, Percentile in Chemistry, Percentile in Physics, Percentile in General Knowledge, elder by age.

**Example of a hypothetical scenario in the preparation of Overall Ranking / Merit**

1. Assuming there are 100000 candidates in each shift the Hypothetical Ranking would be :

PERCENTILE : SHIFT 1					
ROLL NO	TOTAL	Biology	Chemistry	Physics	General Knowledge
A1015	100.0000000	99.9872345	100.0000000	100.0000000	100.0000000
A1020	99.9872385	100.0000000	99.9872345	99.8957721	99.9872365
A1050	99.9872345	100.0000000	99.9872345	99.8956720	99.9872345
I	I	I	I	I	I
↓	↓	↓	↓	↓	↓
A1001	0.0010000	0.0010000	0.0010000	0.0010000	0.0010000



2. A similar Table has been prepared for Shift 2.

3. The next step would be to merge the results of both shifts using the Percentiles of Total for ranking.

14

The Final Ranking /Merit would be prepared after using resolving ties:..

ROLL NO	TOTAL PERCENTILE	Biology Percentile	Chemistry Percentile	Physics Percentile	Age	REMARKS
A1015	100.0000000	99.9872345				BIOLOGY Percentile of B2035 > B2050 > A1015
B2050	100.0000000	99.9872340				
B2035	100.0000000	100.0000000				
B2020	99.9872355					
A1020	99.9872345	100.0000000	99.9872345	99.8957721		BIOLOGY & CHEMISTRY Percentile Equal PHYSICS Percentile of A1020 > A1050
A1050	99.9872345	100.0000000	99.9872345	99.8956720		
↓	↓	↓	↓	↓		
↓	↓	↓	↓	↓		↓
A1001	0.0010000	0.0010000	0.0010000	0.0010000		PHYSICS Percentile of B2041 > A1001
B2041	0.0010000	0.0010000	0.0010000	0.0010001		

4. The Final Ranking / Merit:

RANK	ROLL NO
01	B2035
02	B2050
03	A1015
04	B2020
05	A1020
06	A1050
I	I
↓	↓
199999	B2041
200000	A1001

5. It may be noted that for the purpose of Counseling and subsequent admission to any of the AIIMS, the candidate is required to obtain the minimum qualifying criteria as described under 8.7 on page 13.

## SUMMARY OF EXAMINATION PATTERN

*(Please see the text for details and explanations)*

01	Mode of Examination	Computer Based Test (CBT) [Online]
02	Duration of Examination	3½ hours (Three hours and thirty minutes)
03	Date of Examination	Sunday, 29 <sup>th</sup> May, 2016
04	Number of Shifts	02 (Two)
05	Timing of Examination	First Shift : 09.00 AM to 12.30 PM Second Shift : 03.00 PM to 06.30 PM
06	Allocation of shift	Random
07	Location of Examination Centres	Tentatively 171 cities in India
08	Language of Paper	English / Hindi
09	Type of Examination	Objective Type
10	Number of Questions	One Paper of 200 (Two hundred)
11	Type of Objective Questions	Multiple Choice Questions (MCQs) Reason Assertion
12	Distribution of Questions	Physics : 60 Chemistry: 60 Biology (Botany & Zoology) : 60 General Knowledge : 20
13	Distribution of Type of Questions	MCQs 140 Reason Assertion: 60* [*All subjects except General Knowledge/Aptitude]
14	Marking Scheme	Correct Answer : One mark (+)1 Incorrect Answer: Minus one-third (-)1/3 Unanswered / Marked for Review : 0
15	Method of Cut-Off	Percentile corresponding to following Percentages : General 50%, OBC (Non-Creamy Layer) 45%, SC /ST 40%. In case percentile of both shifts are unequal the lower percentile of both shifts shall be the cut off. (Details on page 11)
16	Method of determining merit	Overall merit by merging of Percentiles of Total scores of both shifts [First & Second shifts]
17	Method of resolving ties	In the following order: Percentile in Biology Percentile Chemistry Percentile in Physics Seniority by age



### 9.1 MERIT LIST

Based on the result of the Competitive Entrance Examination, merit lists will be prepared as below based on Percentile Scores:

- (a) **Common Merit list:** Subject to the Govt. of India, DOPT. O.M.No. 36011/1/98. Estt. (Res), Dated 1<sup>st</sup> July 1998, it is clarified that only such SC/ST/OBC candidates who are selected on the same standard as applied to general candidates shall not be adjusted against reserved vacancies. In other words, when a relaxed standard is applied in selecting an SC/ST/OBC candidates, for example in the age-limit, experience, qualification, permitted number of chances in written examination, extended zone of consideration larger than what is provided for General category candidates etc. the SC/ST/OBC candidates are to be counted against reserved vacancies. Such candidates would be deemed as unavailable for consideration against the unreserved vacancies. Therefore a reserved candidate will be considered on General Seat only if no relaxation of the eligibility level (i.e. % of marks) and at cut-off level in MBBS Entrance Examination is given.
- (b) **Scheduled Caste candidates list**
- (c) **Scheduled Tribe candidates list**
- (d) **Other Backward Classes candidates list**

The Counseling for allocation of all seven AIIMS for admission to MBBS course will be held at **AIIMS, New Delhi**. Details of the schedule will be intimated in the counseling letters which will be uploaded on website [www.aiimsexams.org](http://www.aiimsexams.org)

**In each category i.e. UR, OBC, SC & ST, the total no. of candidate to be called for counseling will be 4 times the no. of seats available in each category.**

All reserved category candidates who qualify in the open (general) merit list ( 4 times of the open category seats i.e. up to rank number 1348 ) shall necessarily attend the counseling for open category seats. If he/she is not present or if present, fails to or refuses to take a seat in open category, he/she shall not be allowed for attending the counseling for reserved seats. Those candidates from reserved category, who qualify & are allotted seats in open merit and wish to change his/her choice of institute under respective reserved category, will be required to participate in counseling for seats in these categories.

### 9.2 COUNSELLING OVERVIEW

Those called for counseling have to report at venue site at the time on the date as stated in the Call Letter along with the following documents/certificates in **original** :

- I. Admit Card
- II. Call Letter issued by AIIMS, New Delhi.
- III. Proof of Date of Birth – Matriculation/High School Certificate, Birth Certificate issued by local Municipal Corporation office indicating name and date of birth of the candidate.
- IV. Certificate/Mark sheet from the Board from which the candidate passed the 10+2 or equivalent examination and secured 60% marks (for UR and OBC candidates) or above in aggregate in the subjects of English, Physics, Chemistry (Organic & Inorganic) and Biology (Botany & Zoology). In case of Scheduled Caste/Scheduled Tribe candidates, candidates should have secured 50% marks or above in aggregate in the subjects of English, Physics, Chemistry (Organic & Inorganic) and Biology (Botany & Zoology).
- V. Migration certificate from the University/Board last attended the candidate.
- VI. Certificate from the prescribed authority on the prescribed form as appended in the *Prospectus* showing that candidates belong to SC/ST/OBC/OPH category (applicable only

If you have claimed in application that belong to a SC/ST/OBC/OPH category) (***\*OBC certificate should be valid for central government jobs/Central Govt. Institutions only, otherwise claim for OBC reservation will not be considered***).

VII. Current passport size photograph (front pose) 6 copies.

VIII **One set of self attested copies of all the certificates.**

It is mandatory for all candidates to be physically present i.e in person for counseling on the day as given above. No request for authorized representative on behalf of candidate will be entertained. If a candidate fails to come for counseling in person, she/he will be marked absent and her/his candidature will stand cancelled.

### 9.3 COUNSELING PROCESS

The following process will be adopted for counseling for all 7 AIIMS.

- a. In the counseling process, the seats to be filled by open (UR) competition would be filled up first, wherein the candidates would be called for counseling based on merit alone irrespective of whether they belong to UR, SC, ST or OBC.
- b. Next, reservation categories like SC/ST/OBC candidates will be counseled to fill up the seats earmarked for them in their respective categories. During this process, if a candidate belonging to SC/ST/OBC who had taken admission under open competition, opts for other institution of his/her choice for which he or she would be eligible as per the rules of reservation, the seat vacated by him or her in open (UR) competition shall be filled with a candidate from the same reservation category only, in order of merit.

#### **Note:**

*All reserved category candidates who qualify in the open (general) merit list (i.e. 4 times of the open category seats) shall necessarily attend the counseling for open category seats and shall exercise his/her option and then if, he/she desires to opt for a different institution in his/her respective reserved category, he/she may attend the counseling meant for that reserved category.*

#### **Provided**

- a. *If he/she is not present or if present, fails to or refuses to take a seat in open category, he/she shall not be allowed for attending the counseling for reserved seats.*
- b. *He/she cannot opt for institution under reservation, if he/she had already opted the same institution in open category.*

9.3.1 In the counseling process, the seats to be filled by open (UR) competition would be filled up first, wherein the candidates should be called for counseling strictly by merit alone till the last unreserved seat is filled, irrespective of whether they belong to UR, SC, ST or OBC.

9.3.2 The counseling for reserved category seat (which will also be strictly by merit) would commence only after filling up of all the unreserved seats (i.e. open category seats).

9.3.3 If a meritorious reserved candidate belonging to SC/ST/OBC category, who has taken an unreserved seat in any institution after attending the open merit counseling, subsequently exercises his/her option to join a different institute in the reserved category counseling, the seat so vacated by this candidate would be available to next meritorious candidate belonging to that particular reserved category only. In other words If SC/ST/OBC candidate gets a seat in any institution under the unreserved category and if he/she opts different institution under reserved category of his/her choice the resultant vacated unreserved seat shall be allotted to same category candidate in order of merit. i.e. The vacated seat of meritorious reserved category

would be immediately added to the seats available under that reserved category in the institute he/she had opted during counseling for UR seat.

**Note :** For example - if a SC meritorious candidate who has initially opted a X institution from open category, vacates a seat in open category because he wants to take Y institution from reserved category during his counseling in reserved category, the same seat (i.e. UR seat of X institute ) which is vacated by him/her shall be made available to the next SC candidate in order of merit.

**9.3.4. For allocation of seats, candidates are required to be present in person. Candidates will exercise their choice of the Institute when called during the counseling as per their rank in respective category. Choice thus made will be final.**

**9.3.5. The following are the allocated seats in various AIIMS for Indian Nationals**

Name of Institution	Total seats	UR	OBC	SC	ST
AIIMS, New Delhi	72	37	19	11	5
AIIMS, Bhopal	100	50	27	15	8
AIIMS, Bhubaneswar	100	50	27	15	8
AIIMS, Jodhpur	100	50	27	15	8
AIIMS, Patna	100	50	27	15	8
AIIMS, Raipur	100	50	27	15	8
AIIMS, Rishikesh	100	50	27	15	8
<b>TOTAL</b>	<b>672</b>	<b>337</b>	<b>181</b>	<b>101</b>	<b>53</b>

**\*3% OPH reservation as per rules will be provided in each institute.**

- 9.3.6. Those candidates who opt for AIIMS, New Delhi and are allotted seat in AIIMS, New Delhi, will be required to report at 9:00 AM on 10<sup>th</sup> & 11<sup>th</sup> July, 2016 for medical Academic and admission formalities. These students are required to report for orientation program which will commence on 16<sup>th</sup> July 2016 and joining on this date is mandatory for all. They will also have to attend orientation programme from 3<sup>rd</sup> to 11<sup>th</sup> August, 2016.
- 9.3.7. Those selected for AIIMS Bhopal, Bhubaneswar, Jodhpur, Patna, Raipur, and Rishikesh would be guided by the help desk counter of respective AIIMS at the venue of counseling (i.e. Jawaharlal Auditorium, AIIMS, New Delhi). The help desk will provide the details of the admission process in their respective AIIMS.
- 9.3.8. In case during the **open selection**, if any ST seat remains vacant (after calling all eligible candidates of ST category) then these vacant seats will be transferred to SC category and vice versa. Any SC/ST seats which remains vacant (after calling all eligible candidates of SC/ST category) shall be made available to the general category. Similarly, in case the OBC seats remains vacant after calling all eligible OBC candidates, then these vacant seats shall be made available to the general category candidates.



**9.3.9. Inter se merit** of two or more candidates in the same category obtaining equal total Percentile Scores in the competitive Entrance Examination will be determined in order of:

- (a) Candidates obtaining higher in **Biology** in the Entrance Examination.
- (b) Candidates obtaining higher in **Chemistry** in the Entrance Examination.
- (c) Candidates obtaining higher in **Physics** in the Entrance Examination.
- (d) Candidates **older** in age to be preferred.

For detailed explanation refer to section 8.

## 10.0

### DECLARATION OF RESULTS

- 10.1 The list of candidates who qualify for counseling to the M.B.B.S. course would be declared tentatively by **14<sup>th</sup> June, 2016**. Roll numbers of candidates who qualify for admission will be available on AIIMS website [www.aiimsexams.org](http://www.aiimsexams.org).
- 10.2 The Institute will not intimate unsuccessful candidates individually regarding the result of Entrance Test. No correspondence in this regard will be entertained. However, the marks/ Percentile Scores of individual candidate will be made available on AIIMS Website [www.aiimsexams.org](http://www.aiimsexams.org).
- 10.3 **Requests for re-evaluation/re-checking will not be entertained under any circumstances.**
- 10.4 Selected candidates are required to report to the respective AIIMS to undergo **medical Examination** by a Medical Board consisting of Faculty Members set up by the respective Institute. *If, in the assessment of the Medical Board, a candidate is found medically unfit to the course, then he/she will be not admitted and the decision of the Medical Board shall be final.*

20

## 11.0

### ANTIRAGGING MEASURES

#### 11.1 SUPREME COURT RULES REGARDING ANTI RAGGING

As per direction of the Hon'ble Supreme Court of India, the Government has banned ragging completely in any form inside and outside the campus and all the AIIMS authorities are determined not to allow any form of ragging. Whosoever directly or indirectly commits, participates in, abets or instigates ragging within or outside any of the AIIMS shall have an FIR lodged against him/her and he/she will be suspended or rusticated from the institution and shall also be liable to be fined which may extend to Rs. 10,000/-. In case the applicant for admission is found to have indulged in ragging in the past or if it is noticed later that he/she has indulged in ragging, admission can be refused or he/she shall be expelled from the educational institution. The punishment may also include, suspension from attending the classes, withholding/ withdrawing fellowship/ scholarship and other financial benefits or withholding the result.

#### 11.2 ANTI RAGGING REGISTRATION

Selected candidates shall register himself/herself in the website [www.antiragging.in](http://www.antiragging.in) / [www.amanmovement.org](http://www.amanmovement.org) and take a print out and submit the self-attested printout to Academic Section with 7 days.

**12.1 GENERAL**

Admitted candidates must join classes on **1<sup>st</sup> August, 2016 (16<sup>th</sup> July, 2016 for AIIMS, New Delhi)**. The admission of the candidates, who fail to join the Course by the date stipulated in the letter of intimation, shall automatically be cancelled and such seats shall then be offered to the candidates on the waiting list in order of merit in the same category.

Normally no candidate, Indian or Foreign, will be admitted to the MBBS course beyond 30<sup>th</sup> September of the year of the admission. No candidate except foreign nationals will be admitted under any circumstances beyond 30<sup>th</sup> September of the year of admission. The candidates who are admitted after 30<sup>th</sup> September will be eligible for appearing in the First Professional Examination only with the next batch of students.

Candidates selected for admission to the MBBS course at the AIIMS after verification of their eligibility and offered admission should bring the following original certificates/testimonials/documents at the time of admission:

- I. Certificate of having passed the 10+2 or equivalent Examinations, showing the subject offered by him/her in the Examination
- II. Certificate from the Board from which he/she passed the High School/Higher Secondary Examination, showing his/her date of birth.
- III. Certificate/Mark sheet from the Board from which he/she passed the 10+2 or equivalent Examination showing that he/she has secured 60% or more marks (50% in case of SC/ST/Orthopaedic Physically handicapped candidates) in aggregate in English, Physics, Chemistry and Biology.
- IV. Migration Certificate from the University/Board last attended by him/her.
- V. *Applicable only to candidate belonging to Scheduled Caste/Tribe/OBC/OPH Category:*
  - a. *SC/ST Certificate issued by the competent authority. Community should be clearly mentioned in the certificate.*
  - c. *OBC Certificate issued by the competent authority. The sub-caste should tally with the **central list** of OBC. OBC candidates should not belong to Creamy layer. OBC certificate must be in the prescribed format.*
  - d. *Certificate from prescribed authority showing that he/she belongs to Orthopaedic Physically Handicapped Category.*

**12.2 FEES & OTHER PAYMENTS****A. Indian Nationals:**

The dues are to be paid in cash immediately, after you have been declared medically fit in the Medical Board of the Institute as per details given below:

Sl No.	Academic & Other Fees	Amount in `	Hostel & Other Fees	Amount in `
1	Registration Fee	25.00	Hostel Rent*	990.00
2	Caution Money	100.00	Gymkhana Fee	220.00
3	Tuition Fee	1350.00	Pot Fund	1320.00
4	Laboratory Fee	90.00	Electricity Charges	198.00
5	Student Union Fee	63.00	Mess Security (Refundable)	500.00
6			Hostel Security (Refundable)	1000.00
	<b>Total</b>	<b>1628.00</b>	<b>Total</b>	<b>4228.00</b>

**ABOVE FEES ARE SUBJECT TO REVISION**

**\*Hostel accommodation will be provided subject to availability**

The above payment is to be made in Cash. Please Note that Cheques, Drafts, Money Orders etc. will not be accepted in any case, Extension of date for payment of dues will not be permitted in any case.



## B. Foreign Nationals:

Tuition fees of US \$ 75,000/-(divided in 3 equal installments for pre-clinical phase, para clinical phase and clinical phase of MBBS course) will be charged from the foreign national students admitted to MBBS course at AIIMS.

### 12.3 SEMESTERS

First Semester: 1<sup>st</sup> August to 13<sup>th</sup> December (16<sup>th</sup> July to 13<sup>th</sup> December for AIIMS New Delhi)

Second Semester: 1<sup>st</sup> January to 15<sup>th</sup> July

M.B.B.S. students in the pre-clinical course shall avail of full winter vacation from 14<sup>th</sup> December to 31<sup>st</sup> December and summer vacation from 16<sup>th</sup> July to 15<sup>th</sup> August. In para-clinical and clinical courses, students shall avail of only one half of the vacation. i.e. halves of winter vacation from **14<sup>th</sup> December to 31<sup>st</sup> December** and **summer vacation from 16<sup>th</sup> May to 15<sup>th</sup> July.**

### 12.4 ATTENDANCE

Attendance to MBBS course is compulsory.

Every MBBS student must obtain 75% attendance in aggregate with a minimum of 65% in each of the subjects before they are permitted in the 1<sup>st</sup>, 2<sup>nd</sup> and Final Professional Examinations.

Those students who obtain 70% attendance will be permitted in the professional Examinations with the permission of Dean/Director. Such cases will be considered on the merit of each case.

Students who obtain the permission to participate in the various Inter-Medical College/Inter Institutional festivals outside the AIIMS and those who participate /organize the PULSE programme at AIIMS will be considered for some relaxation in the attendance. (Authority Academic Committee meeting held on 17/6/2005 and approved by Governing Body on 5/7/2005)

**Any student with attendance less than 70% in aggregate and 65% in each of the subject will NOT BE PERMITTED IN THE 1<sup>st</sup>, 2<sup>nd</sup> & final Professional Examination.**

### 12.5 EXAMINATIONS IN FIRST MBBS

The Schedule of semester Examinations in the First Professional MBBS is as under:

Semester Examinations	Dates
First Mid Semester	<b>October</b> Examination generally commences by the 10 <sup>th</sup> day of the month and takes about 8-10 days time
First End Semester	<b>December</b> Examination generally starts in the first week of December to be finished by 13 <sup>th</sup> December and it usually takes about 8-10 days time
Second End Semester	<b>March</b> Examination generally commences by 10 <sup>th</sup> day of the month and takes about 8-10 days time
First MBBS Professional Examination	<b>July</b> Examination is generally held in the first and second weeks of July
First MBBS Supplementary Examination	<b>November</b> Examination is generally held in the second weeks of November

### 12.6 ATTEMPTS

If a student does not qualify/pass MBBS 1<sup>st</sup> Professional Examination in 3 attempts (regular & supplementary) and 2<sup>nd</sup> Professional Examination/3<sup>rd</sup> Professional Examination in 4 attempts i.e. 2 regular plus 2 supplementary Examinations (for all subjects) for each phase, then the name of such students will be struck off from the rolls of the Institute. However, in case such rules are modified at any time the appropriate rules shall apply.



## 12.7 WEIGHTAGE FOR INTERNAL MARKS

First MBBS students who do not clear the First MBBS Professional Examination will be allowed to take the supplementary Examination only if they have 40% marks in their internal assessment in each subject independently in theory and practical components. Once they are found eligible for the supplementary exam, 25% of weightage will be carried forward from internal assessment and 75% will be allotted to the Supplementary Examination.

In case internal assessment is less than 40% the student will not be allowed to sit in the Supplementary Examination and will be made to repeat the 1st year but this non-appearance will not be counted as an attempt. The same weightage of marks will be applicable when they appear for the exam in the next year.

## 12.8 COMPULSORY ROTATORY INTERNSHIP TRAINING

After passing the Final M.B.B.S. Examination, all the candidates will be required to do compulsory internship for a period of one calendar year (12 months) in the hospital and rural health centers recognized by the AIIMS. During the internship period, the interns are allowed a total of 15 days leave in full term of one year.

*The degree of M.B.B.S. shall be awarded after satisfactory completion of one year's internship.*



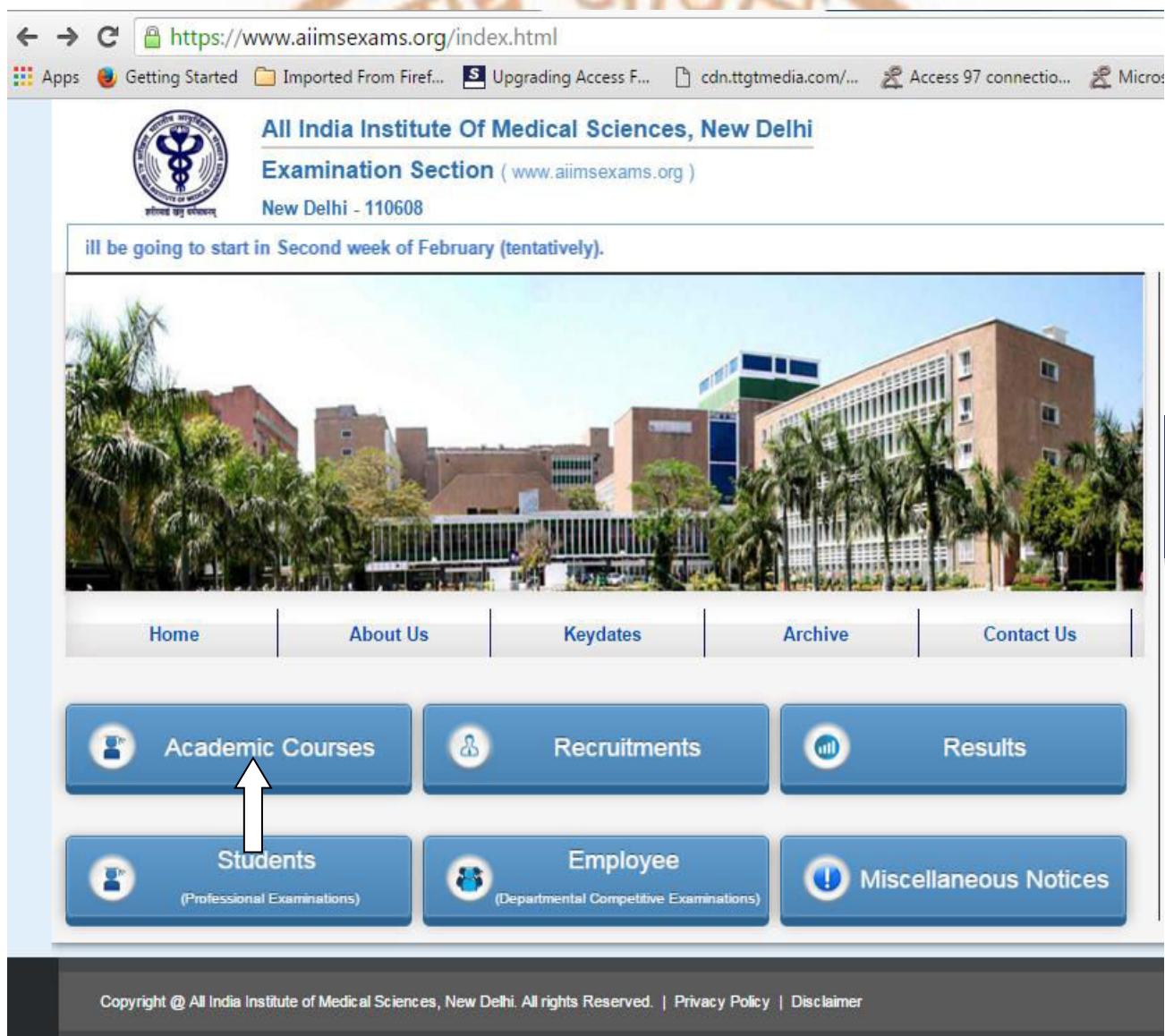
शरीरमाद्यं खलु धर्मसाधनम्

Code	States & Union Territory	States & Union Territory	Code
01	Andhra Pradesh	Mizoram	19
02	Arunachal Pradesh	Nagaland	20
03	Assam	Orissa	21
04	Bihar	Punjab	22
05	Chhattisgarh	Rajasthan	23
06	Delhi	Sikkim	24
07	Gujarat	Tamil Nadu	25
08	Goa	Telangana	26
09	Haryana	Tripura	27
10	Himachal Pradesh	Uttar Pradesh	28
11	Jammu & Kashmir	Uttarakhand	29
12	Jharkhand	West Bengal	30
13	Karnataka	Andaman & Nicobar	31
14	Kerala	Chandigarh	32
15	Madhya Pradesh	Dadra & Nagar Haveli	33
16	Maharashtra	Daman and Diu	34
17	Manipur	Lakshadweep	35
18	Meghalaya	Puducherry	36

## User Manual

### [Important Instructions for Applicants/Candidates filling AIIMS - MBBS Online Registration Form]

- Open the website of All India Institute of Medical Sciences. The URL of the website is <https://www.aiimsexams.org>.
- The home page as shown below appears on the screen.




- By clicking Academic Courses tab, a Candidate can navigate to the desired course i.e. MBBS to register him/her self to appear in MBBS Entrance Examination.



← → ↻ <https://www.aiimsexams.org/info/Course.html>

Apps Getting Started Imported From Firef... Upgrading Access F... cdn.ttgtmedia.com/... Access 97 connectio... Microsoft Jet OLE D... How to connect to ... Visual Basic Progra...

 **All India Institute Of Medical Sciences, New Delhi** Admin Login | AIIMS Web

**Examination Section** ( [www.aiimsexams.org](http://www.aiimsexams.org) )

New Delhi - 110608

Home About Us Keydates Archive Contact Us

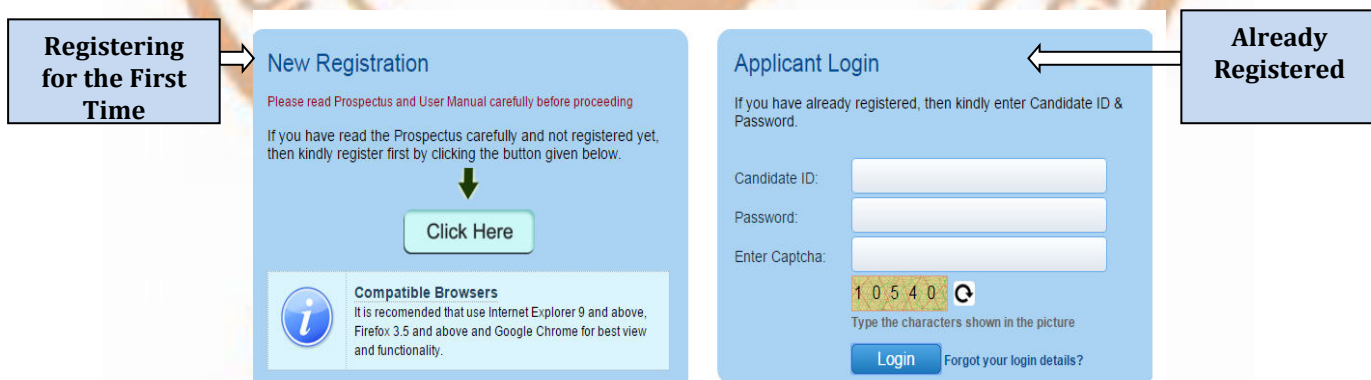
Branch	Undergraduate	Postgraduate	Super-specialization	Doctoral
Medicine	<b>MBBS</b>	MD/MS/MCh(6yrs)/DM(6yrs) MD (Hospital Administration)	DM MCh Fellowship Programme	PhD
Dentistry		MDS AIPGDE		
Nursing	B.Sc. (Hons) B.Sc. (Post Basic)	MSc (Nursing)		
Biotechnology		M Biotech		
Paramedical	B.Sc. (Hons) in Medical Technology in Radiography Bachelor of Optometry	MSc		

Select the course to go to the respective page for details

**Online Registration for MBBS Entrance Examination is a Six (6) steps process, all Six(6) steps are mandatory and must be completed before registration closing date.**

For New Registration, click on **Click Here** button on New Registration Page. For already registered candidate, enter **Candidate Id**, **Password** (already sent on registered email id) and **Captcha** and then click on **Login** button.

26



If you have already applied then enter your Application No and Password, which is already sent through SMS and Email at the time of registration and click **Login** button.

**Applicant must ensure that their mobile number is not registered with DND (Do Not Disturb) service. Applicant must check his/her E- mail Inbox, Junk mail & Spam) after registration.**

## Instruction Page

On clicking the [Click here](#) button Next page shown will be the “[Instruction Page](#)” that contains the information regarding the various steps of registration form.

After reading all the instruction given on the page, click on “[Proceed](#)” button.



All India Institute Of Medical Sciences

Helpline No. 8510010247, 9582949110 Online Support

### General Links. I

[Home](#)

[Notification/Advertisement](#)

[Corrigendum/Addendum](#)

[Prospectus](#)

[Introduction](#)

[Schedule](#)

[Seats and Cities](#)

[Eligibility/Method of Selection](#)

[Course Fees](#)

[Upload Images](#)

[Registration/Login](#)

[FAQs](#)

[User Manual](#)

- 1 Registration
- 2 Make Payment
- 3 City Choice
- 4 Qualification & Address Details
- 5 Upload Images
- 6 Print Registration Form

### Instructions for Registration

- Online Registration is a 6 Step process. All Six (6) Steps of Online Registration Process should be completed before closing date as per the Advertisement. To avoid last day rush and disappointment, it is advisable to complete online registration well before closing date. Incomplete application form or with wrong or deliberately concealed information is liable to be straight away rejected without any intimation.

- Before proceeding to register for AIIMS MBBS January 2016 you must ensure that you have read and understood the eligibility criteria of MBBS as your form can be rejected at any stage due to ineligibility

**Step 1. Registration:** Applicant should fill correct basic details like Full Name, DOB, Category, Gender, Email, Contact No. etc. subsequently to get Login credentials.

- After completion of 1st Step of Registration, Applicant will get SMS and Email intimating about Login Credentials (If SMS or Email is not received, Call Helpline immediately).

- Login with the credentials provided and change password on first time login. Password length should be between 6-10 characters. Please remember your password and do not share it with others.

- After completion of 1st step of Registration process, My Page will be generated for each applicant bearing his/her entire information as filled by him/her. My Page will provide information regarding Due Steps; those should be completed before closing date, Admit Card & Result.

**Step 2. Fee Payment:** Payment of Registration Fee can be done online through Debit card/Credit card and Net Banking.

- After successful payment of registration fee, take printout of payment receipt bearing Unique Registration Number which can be used for future correspondence.

**Step 3. City Choice:** Select Examination City from available City list carefully. City availability list shows the real time status of seats in a city. City once selected cannot be changed later.

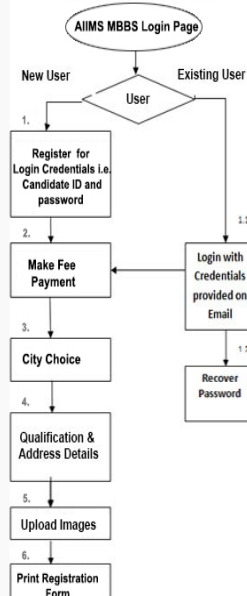
**Step 4. Qualification & Address details:** Fill correct Academic Details like Qualifying Examination Name, Status etc. and also fill Address details.

**Step 5. Upload Images:** Applicant is required to upload a recently taken digital/scanned Photograph, Signature and Thumb Impression in JPG/JPEG format. The digital size of the Photograph file must be between 10 KB-100 KB and digital size of Signature and Left Thumb Impression file must be between 10 KB-50 KB, failing which applicant will not be able to upload images and complete registration process. The photograph to be uploaded must be taken within 6 months from on-line registration opening date.

**Step 6. Print Registration Form:** Applicant must take print of registration form and must check all information filled in the registration form carefully before final submission of registration form. After submission of Registration form no request for correction/changes will be entertained. Taking print of Registration Slip is essential.

- Applicant need not to send hardcopy of registration Form or any other document to Exam Section, AIIMS. Always keep Registration Slip and payment receipt with you for future references.
- No written acknowledgement will be issued for the receipt of the application. However, the applicant can verify Registration completion status on [www.aiimsexams.org](http://www.aiimsexams.org) after submission by login. If you see any discrepancy, call us on Helpline No. 8510010247, 9582949110

### Steps of Registration Process



Proceed

Copyright © All India Institute of Medical Sciences, New Delhi. All rights Reserved

## Step 1: Registration Form

Candidate should fill in all the required information in the registration form like Candidate full name, Father Name, Mother name, DOB, Category, OPH Status and Nationality etc. and Read the Declaration of Eligibility carefully and give consent on it before submitting the form.

On clicking the “**Proceed**” button Next page shown will be the New Candidate **Registration Form**.

**(All fields are mandatory except # marked fields).**

 All India Institute Of Medical Sciences

Helpline No.: 8510010247, 9582949110 Online Support

General Links.!

[Home](#)  
[Notification/Advertisement](#)  
[Corrigendum/Addendum](#)  
[Prospectus](#)  
[Introduction](#)  
[Schedule](#)  
[Seats and Cities](#)  
[Eligibility/Method of Selection](#)  
[Course Fees](#)  
[Upload Image Instructions](#)  
[Registration/Login](#)  
[FAQs](#)  
[User Manual](#)

1Registration

2Make Payment

3City Choice

4Qualification & Address Details

5Upload Images

6Print Registration Form

Registration Form

All fields are mandatory except (#) marked fields.

Course Applying for : MBBS

Personal Details

(Enter Full Name as recorded in Secondary School Leaving Certificate or equivalent examination.)

Full Name: TEST

Re enter Full Name: TEST

(Do not add salutation for Father's/Mother's name.)

Father's Name: TEST

Mother's Name: TEST

(Fill in your date of birth as recorded in Secondary School Leaving Certificate or equivalent examination. Date of Birth should be in 'dd/mm/yyyy' format.)

Date of Birth: 31/10/1990

Gender: ☒ Male ☐ Female ☐ Third Gender

(All OBC Creamy Layer Candidate will be consider as General)

Category: ☐ SC ☐ ST ☐ OBC(NCL) ☒ General

OPH: ☐ Yes ☒ No

Nationality: ☒ Indian ☐ OCI ☐ Other

State of Domicile: DELHI (NCT)

ID Proof: 12th Board Admit Card

ID No.: 12345

(Please bring along this ID Proof at the time of examination)

Place of Issue: NEW DELHI

Issue Date: # 10/02/2016

Valid Till: # 28/02/2024

Language in which Question paper is desired: ☐ Hindi ☒ English

Have you appeared at AIIMS MBBS Entrance Exam earlier?: ☐ Yes ☒ No

Contact Details

(Your Email ID and Mobile Number will be used for Communication and Notification through SMS and E-mail)

Email ID: er.deepakfullar@gmail.com

Confirm Email ID: er.deepakfullar@gmail.com

Mobile No.: 9876543220

Confirm Mobile No.: 9876543220

Please enter your 10 digit mobile number only. Don't add "0" or "+91" before it. For Landline number please enter the "STD" code of that area.

Alternate Number: # ☒ Mobile ☐ Landline

Mobile No.: 9888888888

Note: Full Name, Date of Birth, Category, OPH, Emailid and Mobile No. cannot be changed once payment of Registration fee is done.

DECLARATION OF ELIGIBILITY:

Kindly read the declaration carefully and give consent on it

☒ I, hereby declare that the information filled in the form is correct and true to best of my knowledge. I further declare that I understand and fulfill the eligibility condition for AIIMS MBBS Course as mention in the prospectus.

Save & Exit

Save & Proceed

Copyright © All India Institute of Medical Sciences, New Delhi. All rights Reserved

After filling the required information then click on “**Save & Proceed**” button.

After clicking the button a message will appear on screen containing ‘**Candidate ID’ and ‘Password’**. An **Email and SMS** will also be sent to registered **E-mail Id and mobile number** having Login Credentials i.e. **Candidate ID and password**.

28

AIIMS MBBS PROSPECTUS 2016



**Please note this candidate id for future references.**

The screenshot shows the AIIMS MBBS Registration portal. A message box is displayed in the center, stating: "Kindly note your **Candidate ID : 3011000093**. An Email & SMS has been sent to your registered Email ID and Mobile No. with login credentials which are required at the time of login. Your first step of registration is completed, Your registration is still incomplete, complete Due Steps before Registration closing date. Note: If you have not received E-mail in Inbox, kindly check mail in SPAM folder." The background form shows fields for Nationality (Indian, OCI, Other), State of Domicile (Assam), ID Proof (Adhar Card), ID No. (FGDG), Place of Issue (DEGDGE), Issue Date, Valid Till, Language, and Have you. There are also fields for Contact Details (Email ID, Mobile No., Alternate Number) and a Declaration of Eligibility section. The bottom of the page shows the copyright notice: "Copyright @ All India Institute of Medical Sciences, New Delhi. All rights Reserved."

### **a) Change Password**

Login with the provided login Credentials i.e. **Candidate Id and Password** and correct **Captcha**. On first time login, candidate has to change password through **Change Password** page.

**Re-login** with the new changed password to complete due steps of Registration Process.

The screenshot shows the AIIMS MBBS Registration portal. The top navigation bar includes "Welcome: AAAAA", "Candidate ID: 3011000086", and "Helpline No.: 8510010247, 9582949110 Online Support". The left sidebar contains a "Logout" button, "My Page" button, a profile picture, and a "General Links" section with links to Home, Change Password, Notification/Advertisement, Corrigendum/Addendum, Prospectus, Introduction, Schedule, Seats and Cities, Eligibility/Method of Selection, Course Fees, Upload Image Instructions, FAQs, and User Manual. The main content area shows a progress bar with six steps: 1. Registration, 2. Make Payment, 3. City Choice, 4. Qualification & Address Details, 5. Upload Images, and 6. Print Registration Form. The "Change Password" section is active, showing fields for Old password, New password, and Confirm New password. A green message box states: "Your password has been changed successfully. Kindly **login** with your new password." Below this, there are "Update" and "Reset" buttons. The bottom of the page shows the copyright notice: "Copyright @ All India Institute of Medical Sciences, New Delhi. All rights Reserved."

## b) Candidate Information Page(Dash Board)

After logging in with Candidate Id and password, the next page appears will page will show the **all Six (6) steps of Registration Process**. First step is new candidate **Registration for MBBS Entrance Examination**.

The color of the Number of the Step in Navigation Bar will change from **RED** to **YELLOW** as the steps get completed and candidate can jump/go to any steps among the completed steps at any time.

Colour will change from **RED** to **YELLOW** as a step of registration gets completed

Welcome: TEST Candidate ID: 3011000084 Helpline No.: 8510010247, 9582949110 Online Support

Logout My Page

Registration Make Payment City Choice Qualification & Address Details Upload Images Print Registration Form

**Personal Details**

Candidate ID:	3011000084	Course Applied:	MBBS
Full Name:	TEST		
Father's Name:	TEST	Mother's Name:	TEST
Date of Birth:	31 Oct 1991	Gender:	Male
Category:	General	Nationality:	INDIAN
OPH:	No	State of Domicile:	DELHI (NCT)
ID Proof:	12th Board Admit Card	ID No:	12345
Place of Issue:	NEW DELHI	Issue Date:	10/02/2016
Valid Till:	28/02/2024		

Language in which Question paper is desired: English

Have you appeared at AIIMS MBBS Entrance Exam earlier?: No

**Contact Details**

Email ID:	er.deepakfullar@gmail.com	Mobile No.:	9876543225
Alternate Number:	Mobile	Mobile No.:	9888888888

**Your Due Steps**

x	Make Payment	Incomplete
x	City Choice	Incomplete
x	Qualification & Address Details	Incomplete
x	Upload Images	Incomplete
x	Print Registration Form	Incomplete

Edit Proceed

Copyright @ All India Institute of Medical Sciences, New Delhi. All rights Reserved

## c) Edit Information Page

Candidate should re-check the filled in information, in case there is some error in the information filled in the form Candidate can edit some information by clicking on **EDIT button**. It will redirect candidate to **Registration page** where some information can be edited.

After clicking **Save & Proceed** button, Candidate will be navigated to **Candidate Information (Dashboard) Page**

All India Institute Of Medical Sciences

Welcome: TEST
Candidate ID: 3011000084

Helpline No.: 8510010247, 9582949110
Online Support

Logout
My Page

General Links

- Home
- Change Password
- Notification/Advertisement
- Corrigendum/Addendum
- Prospectus
- Introduction
- Schedule
- Seats and Cities
- Eligibility/Method of Selection
- Course Fees
- Upload Images
- Instructions
- FAQs

1
Registration
2
Make Payment
3
City Choice
4
Qualification & Address Details
5
Upload Images
6
Print Registration Form

### Personal Details

Candidate ID:	3011000084	Course Applied:	MBBS
Full Name:	TEST		
Father's Name:	TEST	Mother's Name:	TEST
Date of Birth:	31 Oct 1991	Gender:	Male
Category:	General	Nationality:	INDIAN
OPH:	No	State of Domicile:	DELHI (NCT)
ID Proof:	12th Board Admit Card	ID No:	12345
Place of Issue:	NEW DELHI	Issue Date:	10/02/2016
Valid Till:	28/02/2024		

Language in which Question paper is desired: English

Have you appeared at AIIMS MBBS Entrance Exam earlier?: No

### Contact Details

Email ID:	er.deepakfullar@gmail.com	Mobile No.:	9876543225
Alternate Number:	Mobile	Mobile No.:	9888888888

### Your Due Steps

✗ Make Payment	Incomplete
✗ City Choice	Incomplete
✗ Qualification & Address Details	Incomplete
✗ Upload Images	Incomplete
✗ Print Registration Form	Incomplete

Edit
Proceed

Copyright © All India Institute of Medical Sciences, New Delhi. All rights Reserved

All India Institute Of Medical Sciences

Welcome: TEST
Candidate ID: 3011000084

Helpline No.: 8510010247, 9582949110
Online Support

Logout
My Page

General Links

- Home
- Change Password
- Notification/Advertisement
- Corrigendum/Addendum
- Prospectus
- Introduction
- Schedule
- Seats and Cities
- Eligibility/Method of Selection
- Course Fees
- Upload Images
- Instructions
- FAQs

1
Registration
2
Make Payment
3
City Choice
4
Qualification & Address Details
5
Upload Images
6
Print Registration Form

### Registration Form

All fields are mandatory except (B) marked fields.

Course Applying for : MBBS

### Personal Details

(Enter Full Name as recorded in Secondary School Leaving Certificate or equivalent examination )

Full Name: TEST Re enter Full Name: TEST

(Do not add salutation for Father's/Mother's name )

Father's Name: TEST Mother's Name: TEST

(Fill in your date of birth as recorded in Secondary School Leaving Certificate or equivalent examination. Date of Birth should be in 'dd/mm/yyyy' format.)

Date of Birth: 31/10/1991 Gender: ☒ Male ☐ Female ☐ Third Gender

(All OBC Creamy Layer Candidate will be consider as General)

Category: ☐ SC ☐ ST ☐ OBC(NCL) ☒ General OPH: ☐ Yes ☒ No

Nationality: ☒ Indian ☐ OCI ☐ Other State of Domicile: DELHI (NCT)

ID Proof: 12th Board Admit Card ID No.: 12345

(Please bring along this ID Proof at the time of examination)

Place of Issue: NEW DELHI Issue Date: # 10/02/2016

Valid Till: # 28/02/2024

Language in which Question paper is desired: ☐ Hindi ☒ English

Have you appeared at AIIMS MBBS Entrance Exam earlier?: ☐ Yes ☒ No

### Contact Details

(Your Email ID and Mobile Number will be used for Communication and Notification through SMS and E-mail)

Email ID: er.deepakfullar@gmail.com Confirm Email ID: er.deepakfullar@gmail.com

Mobile No.: 9876543225 Confirm Mobile No.: 9876543225

Please enter your 10 digit mobile number only. Don't add "0" or "+91" before it. For Landline number please enter the "STD" code of that area.

Alternate Number: # ☐ Mobile ☐ Landline Mobile No.: 9888888888

Note: Full Name, Date of Birth, Category, OPH, Emailid and Mobile No. cannot be changed once payment of Registration fee is done.

**DECLARATION OF ELIGIBILITY:** Kindly read the declaration carefully and give consent on it.

☐ I, hereby declare that the information filled in the form is correct and true to best of my knowledge. I further declare that I understand and fulfill the eligibility condition for AIIMS MBBS Course as mention in the prospectus.

Save & Proceed

## Step 2: Make Payment

On Clicking "Proceed" button candidate navigates to **Make Payment** page to pay registration Fee. Payment of registration fee can only be done through **Online Mode** i.e. **Debit/Credit card and Internet Banking**.



Logout My Page



General Links..I

Home  
Change Password  
Notification/Advertisement  
Corrigendum/Addendum  
Prospectus  
Introduction  
Schedule  
Seats and Cities  
Eligibility/Method of Selection  
Course Fees  
Upload Images

1 Registration 2 Make Payment 3 City Choice 4 Qualification & Address Details 5 Upload Images 6 Print Registration Form

Candidate Details

Name	Candidate ID	Amount	Payment Status	Proceed for Payment
TEST	3011000084	1000	Pending	<a href="#">Online Payment</a>



Copyright © All India Institute of Medical Sciences, New Delhi. All rights Reserved

**Candidate can choose the payment mode of his choice from various options available to pay Registration Fee**

State Bank MOPS  
Multi Option Payment System

State Bank Collect

NET BANKING	CARD PAYMENTS
<p><b>State Bank of India</b> Bank Charges: Nil <a href="#">➔</a></p> <p><b>State Bank of Bikaner and Jaipur</b> Bank Charges: Nil <a href="#">➔</a></p> <p><b>State Bank of Hyderabad</b> Bank Charges: Nil <a href="#">➔</a></p> <p><b>State Bank of Mysore</b> Bank Charges: Nil <a href="#">➔</a></p> <p><b>State Bank of Patiala</b> Bank Charges: Nil <a href="#">➔</a></p> <p><b>State Bank of Travancore</b> Bank Charges: Nil <a href="#">➔</a></p>	<p><b>State Bank ATM-cum-Debit Card</b> Bank Charges: 0.01 <a href="#">➔</a></p> <p><b>Other Banks Debit Cards</b> Bank Charges: 0.01 <a href="#">➔</a></p> <p><b>Credit Cards</b> Bank Charges: 0.01 <a href="#">➔</a></p>
<p><b>OTHER PAYMENT MODES</b></p> <p><b>SBI BRANCH</b> Bank Charges: Nil <a href="#">➔</a></p> <p><b>Other Banks Internet Banking</b> Bank Charges: 17.1 <a href="#">➔</a></p>	

**To pay registration fee through Credit/Debit Card**, candidate should enter the information asked for, to pay through on line mode and click on **PAY** button.

**भारतीय स्टेट बैंक**  
State Bank of India  
With you - all the way

Welcome to State Bank of India's Secure Payment Gateway

Dear Customer:  
SBI Payment Gateway will secure your payment to MOPSBIDRCARD.

Select the type of card\*

Card Number\*   
(Please enter your card number without any spaces)

Name on Card

Purchase Amount

Word Verification\*   
Type the characters you see in the picture below

**HS 3 v g D** [Click here for new image.](#)

[Pay](#) [Cancel](#)

AFTER PRESSING PAY, KINDLY DO NOT REFRESH AND DO NOT PRESS THE BACK BUTTON.

ALL INTERNET BASED TRANSACTION USING STATE BANK DEBIT CARD'S WOULD NEED A 3D SECURE PASSWORD.

Verified by **VISA** **MasterCard** **RuPay** **HACKER SAFE**

A service brought to you by State Bank of India

Note: This page will expire in 10 minutes and if you fail to complete the transaction in 10 minutes you will be redirected to the order page of MOPSBIDRCARD. If you wish to discontinue with the order, request you to click on Cancel button, you will be redirected to the order page of MOPSBIDRCARD.

**To pay registration fee through Net banking,** candidate should Login with your credentials of net banking and click on submit button to proceed for payment.

State Bank of India  
With you - all the way

03-Feb-2016 [02:43 PM IST]

Login

User Name \*

Password \*

☐ Enable Virtual Keyboard

**Submit** **Reset**

[FAQ](#) | [About Phishing](#)

**VeriSign Secured** This site uses highly secure 256-bit encryption certified by VeriSign.

**Disclaimer:** The privacy of contract is between you and the service provider. Bank is only facilitating a payment mechanism and is not responsible for any deficiency in service by the service provider.

> Mandatory fields are marked with an asterisk (\*)  
 > Do not provide your username and password anywhere other than in this page  
 > Your user name and password are highly confidential. Never part with them. SBI will never ask for this information.

© Copyright SBI. Privacy Statement | Disclosure | Password Management | Security Tips | Terms of Use

Registration fee amount will reflect in the form and candidate should check the details carefully before clicking **Confirm** button.

State Bank of India  
the nation banks on us

Welcome : Mr. DEEPAK FULLAR

Your previous site visit: 30-Jan-2016 09:08 IST

All India Institute Of Medical Sciences

03-Feb-2016 [14:45 IST] [Help](#)

You can debit any of your transaction accounts to pay All India Institute Of Medical Sciences.  
Select an account and enter All India Institute Of Medical Sciences payment details

Account No. / Nick name	Account Type	Branch
00000031845166704	Savings Account	GREEN PARK EXTENSION, NEW DELHI

**Selected Account** 00000031845166704

**Payment details**

Your Reference No	100005443
Amount	1000
UDF1	-
UDF2	-
UDF3	-
Redirect URL	http://demo.aiimsonline.in/Response
Amount in words	One Rupees only

**Confirm** **Reset**

Candidate must remember to take printout of Payment Receipt as a proof of successful payment of registration fee by clicking on **Print** button.

All India Institute Of Medical Sciences

Welcome: TEST Candidate ID: 3011000081 Helpline No.: 8510010247, 9582949110 Online Support

[Logout](#) [My Page](#)

**General Links**

- Home
- Change Password
- Notification/Advertisement
- Corrigendum/Addendum
- Prospectus
- Introduction
- Schedule
- Seats and Cities

**1** Registration **2** Make Payment **3** City Choice **4** Qualification & Address Details **5** Upload Images **6** Print Registration Form

**Payment Details**

**ALL INDIA INSTITUTE OF MEDICAL SCIENCES**  
Ansari Nagar, New Delhi - 110008

**Payment Receipt - MBBS Course 2016**

Candidate ID:	3011000084	Registration No:	30000033
Candidate Name:	TEST	Category:	General
Date of Birth:	31/10/1990	Disability Status:	No
Gender:	Male		

**Amount: Rs. 1000**

Mode of Payment:	Online	Date:	09/02/2016
Transaction ID:	100008153	Status:	Success

**Print** **Proceed**

Copyright © All India Institute of Medical Sciences New Delhi. All rights Reserved

### Step 3: City Choice

The third step of registration is **City Choice** for entrance examination. After successful payment of registration fee candidate will be directed to **City Choice Page** by clicking the Proceed button.

The City availability list shows the real time status of seats available in a city.

***“City once chosen cannot be changed, so pay at most care while opting city”***

Welcome: TEST Candidate ID: 3011000084 Helpline No.: 8510010247, 9582949110 Online Support

Logout My Page

1 Registration 2 Make Payment 3 City Choice 4 Qualification & Address Details 5 Upload Images 6 Print Registration Form

**City Choice**

Select State: Delhi NCR

Sr.No	City	Total Seats	Occupied	Available	Select
1	Faridabad	4000	0	4000	<input type="radio"/>
2	New Delhi	6000	0	6000	<input type="radio"/>
3	Ghaziabad	9000	0	9000	<input type="radio"/>
4	Greater Noida	6000	0	6000	<input type="radio"/>
5	Gurgaon	4000	0	4000	<input type="radio"/>
6	Meerut	6000	0	6000	<input type="radio"/>
7	Bahadurgarh	1800	6	1794	<input type="radio"/>
8	Palwal	800	0	800	<input type="radio"/>

Save & Exit Save & Proceed

Copyright © All India Institute of Medical Sciences, New Delhi. All rights Reserved

34

### Step 4: Qualification & Address Details

After third step of registration process is completed, the next step is to fill **Qualification & Address Details**. Candidate should fill all the information asked for regarding Qualifying Examination like Name, Status, and Board of Exam etc. and complete permanent and correspondence address.





Logout My Page



## General Links..I

[Home](#)  
[Change Password](#)  
[Notification/Advertisement](#)  
[Corrigendum/Addendum](#)  
[Prospectus](#)  
[Introduction](#)  
[Schedule](#)  
[Seats and Cities](#)  
[Eligibility/Method of Selection](#)  
[Course Fees](#)  
[Upload Images](#)  
[Instructions](#)  
[FAQs](#)

1 Registration
2 Make Payment
3 City Choice
4 Qualification & Address Details
5 Upload Images
6 Print Registration Form

### Qualification & Address Details

**Educational Qualification**

Qualifying Exam:

Qualifying Exam Status:

Exam Board Name:

Class 12th Roll no. :

State Name:

Scoring Scheme: ☒ Percentage ☐ CGPA

Exam Passed	Marks Obtained	Max Marks	Percentage(%)
SSC Exam(10+2)	<input type="text" value="350"/>	<input type="text" value="400"/>	87.50

Note: If you have selected Passed in qualifying exam status, indicate the marks obtained out of maximum marks in English, Chemistry, Physics and Biology in 10+2 or equivalent examination.

**Address Details:** ☒ (Check here if Correspondence Address is same as filled Permanent Address)

**(A) Permanent Address**

Address Line 1:

Address Line 2 #:

Address Line 3 #:

Country:

State:

City:

Pin Code:

**(B) Correspondence Address**

Address Line 1:

Address Line 2 #:

Address Line 3 #:

Country:

State:

City:

Pin Code:

35

After filling all required information candidate should click on **Save and Proceed** button to go to next step.

## **Step 5: Upload Images**

In 5<sup>th</sup> step of registration form, Candidate need to upload his/her latest passport size Photograph, Signature and Thumb Impression. The supported digital image format includes .gif, .png, .jpg/jpeg.

### **Upload Images**

First read the instructions given regarding **Photo, Signature and Thumb Impression** upload. To upload image click **Choose File** button and browse to path where the image is stored. You can see the preview of the uploaded images. Please refer to **Sample Images** provided on the page, if you are satisfied with the preview of images, click on **Accept** button else try again to upload the images. After uploading all three required images, give consent on the declaration and click on **Save & Proceed** button.

*Note: Images once uploaded cannot be changed later so candidates are requested to pay due attention while uploading the images.*



Logout My Page



General Links..!

[Home](#)[Change Password](#)[Notification/Advertisement](#)[Corrigendum/Addendum](#)[Prospectus](#)[Introduction](#)[Schedule](#)[Seats and Cities](#)[Eligibility/Method of Selection](#)[Course Fees](#)[Upload Images](#)[Instructions](#)[FAQs](#)[User Manual](#)

- 1 Registration
- 2 Make Payment
- 3 City Choice
- 4 Qualification & Address Details
- 5 Upload Images
- 6 Registration Form

## Upload Photo



Choose File No file chosen

☒ (The uploaded photograph is not more than six months old.)

Accept



Sample Image

## Instruction for photo upload:

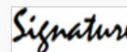
1. Photograph must be a passport size colour photograph without border and clearly showing the face.
2. Photograph must be a recently clicked or should not be more than 6 months old. The dimension of photograph must be 3.5\*4.5 cm (width\*height).
3. Photograph must be clicked in bright colours with white background only.
4. Paste the photo on a white A4 paper sheet.
5. Scan the photograph pasted on the sheet only, not the whole paper sheet.
6. Save the image as .jpg/.jpeg image. The size of image should be between 10-100 kb.
7. If the size of the image is more than 100 kb then set the dpi of the scanner to 200 or less dpi and quality of image at low. If image size is still more than 100 kb then resize the image to the given specifications. (Click here to know how to resize a scanned image)

## Upload Signature



Choose File No file chosen

Accept



Sample Signature

## Instruction for Signature upload:

1. Draw a box of 6\*3 cm (width\*height) on a white paper sheet.
2. Take a thick tip black/blue ink pen (preferably fountain pen).
3. Put your Signature inside the box. Signature should not come out of the box and be clear without overwriting.
4. Scan the signature only, not the whole sheet.
5. Save the signature as .jpg/.jpeg image. The size of image should be between 10-50 kb.
6. If the size of the image is more than 50 kb then set the dpi of the scanner to 200 or less dpi and quality of image at low. If image size is still more than 50 kb then resize the image to the given specifications. (Click here to know how to resize a scanned image)

## Upload Thumb Impression



Choose File No file chosen

Accept



Sample Thumb Impression

## Instruction for Thumb Print upload:

1. Draw a box of 4\*3 cm (width\*height) on a white paper sheet.
2. Put your left thumb on a blue/black ink pad. Ink should have covered your entire thumb.
3. Put your left thumb print in the box drawn on paper sheet. Do not press thumb too hard.
4. Thumb print should be clear such that the curves on thumb can be clearly seen by naked eyes.
5. Scan thumb print only, not the whole sheet.
6. Save the thumb print as .jpg/.jpeg image. The size of image should be between 10-50 kb.
7. If the size of the image is more than 50 kb then set the dpi of the scanner to 200 or less dpi and quality of image at low. If image size is still more than 50 kb then resize the image to the given specifications. (Click here to know how to resize a scanned image)

☒ **DECLARATION:** I hereby declare that the information furnished by me in the Registration/Application Form is correct and nothing has been concealed. In case any information furnished by me is found to be false/incorrect/untrue then I shall be liable to civil/criminal prosecution and my claim to admission/appointment/registration/ service in the Institute may be cancelled/terminated.

Save &amp; Exit

Save &amp; Proceed



## Step 6: Print Registration Form *(This is the most important step of registration process)*

The sixth and the Last Step is **Print Registration Form**. Candidate must take print of Registration Form once all steps of registration are completed. Click on **Submit** button and take printout of Registration Form.

Registration Form contains all the details provided by candidate during on line registration i.e. Personal Details, Payment details, City Choice, Qualification & Address Details and Uploaded Images etc.

Check all the details in **Registration Form** carefully, if some entered information is to be corrected/ edited then click on edit button, do the necessary corrections and then click on **Final Submit button**.

*Candidate shall get an Acknowledge Mail from AIIMS having Unique Registration No. on click of Final Submit button.*

*If Final Submission of registration form is not done, Acknowledge mail will not be sent and registration will be treated as Incomplete.*



**All India Institute of Medical Sciences**

Ansari Nagar, New Delhi - 110008  
Entrance Examination - 2016

**Registration Form - AIIMS MBBS 2016**

Candidate Profile      Candidate ID: 3011000084      Registration No: 30000033      Registration Date: 10/02/2016

Candidate Name: TEST	Date of Birth: 31 Oct 1991	
Gender: Male	Category: General	
Father's Name: TEST	Mother's Name: TEST	
OPH Status: No	OPH %: NA	
Nationality: INDIAN	State of Domicile: Delhi (NCT)	
Have you appeared at AIIMS MBBS Entrance Exam earlier: No	Year of appearance: NA	
Language in which Question paper is desired: English		

<b>Contact Details</b>	
Address for Correspondence: D-217 DDA, FLATS DWARKA SEC-2, Kalkaji, Delhi (NCT), India, 110059	Permanent Address: D-217 DDA, FLATS DWARKA SEC-2, Kalkaji, Delhi (NCT), India, 110059
Mobile No: 1. 9876543225, 2. Alternate-MobileNo 9888888888	E-Mail ID: er.deepakfullar@gmail.com

<b>Qualification Details</b>				
Qualifying Exam	Qualifying Exam Status	Class 12 Roll no.	Exam Board Name	State Name
SSC Exam(10+2)	Passed	1322	sdfsdf	Delhi (NCT)

<b>Academic Details</b>				
Qualifying Exam Status	Scoring Scheme	Max Marks	Marks Obtained	Percentage(%)
Passed	Percentage	400.00	350.00	87.50

<b>Valid Photo Identity (To be presented in original at the Examination Center along with Admit Card)</b>				
ID Proof: 12th Board Admit Card	ID No: 12345	Place of Issue: NEW DELHI	Issue Date: 10/02/2016	Valid Till: 28/02/2024

<b>Payment Details</b>			
Mode: Online	Date: 10/02/2016	Transaction ID: 100008405	Amount: 1000

**Examination City Opted: Gurgaon**

**UNDERTAKING/DECLARATION:** I hereby declare that the information furnished by me in the Registration/Application Form is correct and nothing has been concealed. In case any information furnished by me is found to be false/incorrect/untrue than I shall be liable to civil/criminal prosecution and my claim to admission/appointment/registration/ service in the Institute may be cancelled/terminated.


  
Signature of Candidate



Print

Back

Final Submit

  
Thumb of Candidate



Take the print of the Registration Form before final submission of form. Candidate can take the print out of the **Registration Form** by clicking on **Print** button. After clicking **Final Submit button**, color of buttons in navigation bar of will change to **Yellow**.





Logout

My Page



General Links..!

[Home](#)[Change Password](#)[Notification/Advertisement](#)[Corrigendum/Addendum](#)[Prospectus](#)[Introduction](#)[Schedule](#)[Seats and Cities](#)[Eligibility/Method of Selection](#)[Course Fees](#)[Upload Images](#)[Instructions](#)[FAQs](#)

1

2

3

4

5

6

RegistrationMake PaymentCity ChoiceQualification & Address DetailsUpload ImagesPrint Registration Form

Your registration is under review. Review process may take 7 to 10 days.

Personal Details

Candidate ID:	3011000084	Course Applied:	MBBS
Full Name:	TEST		
Father's Name:	TEST	Mother's Name:	TEST
Date of Birth:	31 Oct 1991	Gender:	Male
Category:	General	Nationality:	INDIAN
OPH:	No	State of Domicile:	Delhi (NCT)
ID Proof:	12th Board Admit Card	ID No:	12345
Place of Issue:	NEW DELHI	Issue Date:	10/02/2016
Valid Till:	28/02/2024		

Language in which Question paper is desired:

English

Have you appeared at AIIMS MBBS Entrance Exam earlier?:

No

Contact Details

Email ID:	er.deepakfullar@gmail.com	Mobile No.:	9876543225
Alternate Number:	Mobile	Mobile No.:	9888888888

Due Steps

✓	Make Payment	Done
✓	City Choice	Done
✓	Qualification & Address Details	Done
✓	Upload Images	Done
✓	Print Registration Form	Done

Edit

Proceed

After completing all 6 steps of registration candidate will be registered successfully and can navigate to any completed step through **Navigation Buttons** available on top of the page.

**The submitted registration form will be reviewed for the uploaded images and the eligibility of the candidate. The review process of the uploaded images may take 7 to 10 days.**

Candidate should **Logout** after registration is done successfully.

Candidates are required to upload their Photograph, Signature and Left Thumb Impression during Online Application





















1. One (1) recent color passport size photograph with **white background** is required. Dimensions of the photograph should 3.5\*4.5 cms (width\*height).
2. It should be taken professionally. Draw a box of 3.5\*4.5 cms (width\*height) on A4 sheet and paste photograph in the box.
3. Scan the Photograph with the box. Black & White / Polaroid photographs are NOT acceptable.
4. Photograph MUST be taken on or after **15-09-2015**.
5. Candidate must have digital/softcopy of passport size photograph, Signature & Left Thumb Impression and save them as "**Photograph.jpg**", "**Signature.jpg**" and "**LeftThumbImpression.jpg**" (supported formats include gif, png, jpg, jpeg) .Keep size of photograph image between 50-100 kb, Signature image between 10-50 kb and LeftThumbImpression image between 10-50 kb. (for detail instructions, please refer Instructions for uploading Images available on the website.)

### A3.1 INSTRUCTIONS FOR UPLOADING PHOTOGRAPH

1. Candidates must upload Photograph to correct specified field. Do not make any mistake in uploading Photograph.
2. To upload "**Photograph.jpg**"
  - a. Click "Browse" Button right to the photograph field.
  - b. Select the Scanned "**Photograph.jpg**" file from saved location and click "Open" Button.
  - c. Please see page number 40 to 42 for details of the requirements of the photograph for submission with the online application form.





















शरीरमाद्यं खलु धर्मसाधनम्

## A3.1 : INSTRUCTIONS ON ACCEPTABLE PHOTOGRAPH









Not acceptable Photograph	Reason for Rejection	Acceptable
	<b>Poor digital Resolution(100x75)</b>  	
	<b>Facial area is less than 50% of total</b>  	
	<b>Coloured background</b>  	
	<b>Shadow on face</b>  	
	<b>Dark/Tinted Spectacles or Sunglasses</b>  	



## A3.1 : INSTRUCTIONS ON ACCEPTABLE PHOTOGRAPH

Not acceptable Photograph	Reason for Rejection	Acceptable
	Too much glare on spectacles  	
	Spectacle rim over eyes  	
	Lock of hair over eyes  	
	Not looking straight into camera  	
	Cropped image  	

## A3.1 : INSTRUCTIONS ON ACCEPTABLE PHOTOGRAPH

Not acceptable Photograph	Reason for Rejection	Acceptable
	<b>Improper flash or Improper lighting</b> ✗	
	<b>Photo taken with mobile phone (including “selfies”) resulting in distorted face</b> ✗	
	<b>Distortion due to enlargement of an original smaller image</b> ✗	
	<b>Black &amp; White Photographs</b> ✗	

शरीरमाद्यं खलु धर्मसाधनम्

### A3.2 INSTRUCTIONS FOR UPLOADING LEFT THUMB IMPRESSION

#### LEFT THUMB IMPRESSION

1. Candidate should put his/her **Left Thumb Impression** in an area of **4 × 3 cms (width\*height)** on paper with stamp pad.
2. Scan that Signature with the box. Supported formats of the images include gif, png, jpg, jpeg.
3. Cut **Left Thumb Impression** area of 4 × 3 cms (**width\*height**) and save it as "**LeftThumbImpression.jpg**". Keep size of Signature minimum, as the maximum size limit is **10 KB to 50 KB**. (for detail instructions, please refer Instructions for uploading Images available on the website.)

#### UPLOADING LEFT THUMB IMPRESSION

To upload "**LeftThumbImpression.jpg**"

- a) Click "Browse" Button right to the signature field.
- b) Select the Scanned "**LeftThumbImpression.jpg**" file from saved location and click "Open" Button.



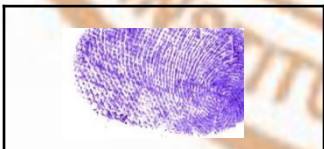
Properly uploaded Left Thumb Impression in .jpg . The Left Thumb Impression is clear and of proper size.



NOT ACCEPTABLE: Left Thumb Impression Left Thumb Impression uploaded is blurred.



NOT ACCEPTABLE: Left Thumb Impression uploaded is partly obscured by too much ink.



NOT ACCEPTABLE: Left Thumb Impression uploaded is partly cropped / not scanned completely





















### A3.3 INSTRUCTION FOR UPLOADING SIGNATURE

1. Candidate put his/her signature in an area of  $6 \times 3$  cms (width\*height) on paper with a black/blue ball point pen.
2. Scan that Signature with box. Supported formats of the images include gif, png, jpg, jpeg.
3. Cut Signature area of  $6 \times 3$  cms (width\*height) and save it as "**Signature.jpg**". Keep size of Signature minimum, as the maximum size limit is **10 KB to 50 KB**. (for detail instructions, please refer Instructions for uploading Images available on the website.)

#### UPLOADING SIGNATURE :

1. To upload "**Signature.jpg**"
  - a. Click "Browse" Button right to the signature field.
  - b. Select the Scanned "**Signature.jpg**" file from saved location and click "Open" Button.
2. DO NOT UPLOAD signature in A4 size format / complete paper as this later on result in difficulty in getting their admit cards.

		Properly uploaded signature that is in black with white background . The signature is clear and of proper size.
		NOT ACCEPTABLE: Signature uploaded is very small
		NOT ACCEPTABLE: Signature is in coloured ink
		NOT ACCEPTABLE: Signature uploaded is too light and unclear
		NOT ACCEPTABLE: Signature uploaded alongwith background
		NOT ACCEPTABLE: Signature uploaded is partly obscured by marks / sprinkled ink
		NOT ACCEPTABLE: Signature uploaded is blurred
		NOT ACCEPTABLE: Signature is cropped / not scanned properly
		NOT ACCEPTABLE: Signature uploaded is blurred NOT ACCEPTABLE: Signature is cropped / not scanned properly

3 Click submit button

**ENTRY AT MAIN GATE**

Please leave belongings outside

Verification of Admit Card

Frisking

**Directions to  
Allotted Hall /  
Room / Lab**

**FOLLOW DIRECTIONS TO  
ALLOTTED SEAT**

ATTENDANCE  
BIOMETRIC CAPTURE

FOLLOW DIRECTIONS TO ALLOTTED SEAT

**Examination Hall**

Buffer Computer



- REMAIN SEATED IN THE ALLOTTED SEATED AND FOLLOW INSTRUCTIONS
- FAMILIARIZE WITH LOGIN PROCEDURES
- DO NOT USE KEY BOARD
- IN CASE OF DIFFICULTY RELATED TO LOGIN ETC SEEK ASSISTANCE OF INVIGILATORS ON DUTY
- BUFFER COMPUTERS ARE TO BE USED ONLY IN CASE OF TECHNICAL DIFFICULTY WITH ALLOTTED COMPUTER

### A5.1 LOGIN

System Name :  
**C001**  
Click here if the Name and Photograph shown on the screen is not yours

Candidate Name :  
**John Smith**  
Subject : **Mock Exam**


Your photograph appears here during Exam


Login


Roll No:

Password:

Sign In

Version : 14.00.02





Login appropriately



AIIMS MBBS 2015 Shift 1

Section

MBBS 2015

Candidate Details

Roll No

: 11111

Name

: John Smith

Date of Birth (DD-MM-YYYY)

: 22-05-1988

Back

Version : 14.00.02

Candidate Details

Roll No

: 11111

Name

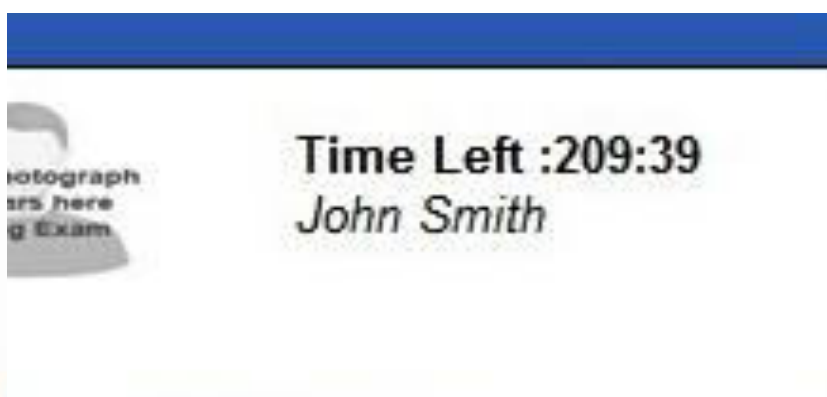
: John Smith

Date of Birth (DD-MM-YYYY)

: 22-05-1988

Back

Check details



Note the Countdown Clock in the upper right hand corner. It will start with the allotted time and become zero at the end of the Examination.

The countdown timer will start whenever **you** begin the Examination and will end at the allotted time.

If for any technical reason your Examination stops, or you are logged out, the countdown timer will stop and the timer will resume from the time where it stopped, as soon as your Examination starts again.

Even if you are shifted to a buffer computer, the countdown timer will resume similarly from the time you stopped the Examination.

*You need not worry about losing time should the Examination stop due to technical reasons. You can be reassured that the countdown timer will function only when the Examination is in progress.*

## A5.3. INSTRUCTIONS

### AIIMS MBBS 2015 Shift 1

#### General Instructions:

1. Total duration of examination is 3:30 hrs. Test Duration 210 minutes.
2. The clock will be set at the server. The countdown timer in the top right corner of screen will display the remaining time available for you to complete the examination. When the timer reaches zero, the examination will end by itself. You will not be required to end or submit your examination.
3. For any reason the examination stop (eg. Logged out of computer, technical failure etc.) the clock will stop. The count down will start after on resuming the examination. Therefore you will not loose any time for such reasons.
4. The Question Palette displayed on the right side of screen will show the status of each question using one of the following symbols:

- 1 You have not visited the question yet.
- 3 You have not answered the question.
- 5 You have answered the question.
- 7 You have NOT answered the question, but have marked the question for review.
- 9 You have answered the question, but marked it for review.

5. The Marked for Review status for a question simply indicates that you would like to look at that question again. *If a question is answered and Marked for Review, your answer for that question will NOT be considered in the evaluation.*

#### Navigating to a Question :

6. To answer a question, do the following:
  1. Click on the question number in the Question Palette at the right of your screen to go to that numbered question directly. Note that using this option does NOT save your answer to the current question.
  2. Click on **Save & Next** to save your answer for the current question and then go to the next question. If you do not "Save & Next" the answer will not saved and the question will be marked as 'Not Answered'.
  3. Click on **Mark for Review & Next** to mark your question for review, and then go to the next question.

Next >>

Version : 14.00.02



49

### AIIMS MBBS 2015 Shift 1

5. The Marked for Review status for a question simply indicates that you would like to look at that question again. *If a question is answered and Marked for Review, your answer for that question will NOT be considered in the evaluation.*

#### Navigating to a Question :

6. To answer a question, do the following:
  1. Click on the question number in the Question Palette at the right of your screen to go to that numbered question directly. Note that using this option does NOT save your answer to the current question.
  2. Click on **Save & Next** to save your answer for the current question and then go to the next question. If you do not "Save & Next" the answer will not saved and the question will be marked as 'Not Answered'.
  3. Click on **Mark for Review & Next** to mark your question for review, and then go to the next question.
7. You can view all the questions by clicking on the **Question Paper** button. Note that the options for multiple choice type questions will not be shown.

#### Answering a Question :

8. Procedure for answering a multiple choice type question:
  1. To select your answer, click on the button of one of the options
  2. To deselect your chosen answer, click on the button of the chosen option again or click on the **Clear Response** button
  3. To change your chosen answer, click on the button of another option
  4. To save your answer, you MUST click on the **Save & Next** button
  5. To mark the question for review, click on the **Mark for Review & Next** button. *If an answer is selected for a question that is Marked for Review, the answer will NOT be considered in the final evaluation.*
9. To change your answer to a question that has already been answered, first select that question for answering and then follow the procedure for answering that type of question.
10. Note that ONLY Questions for which answers are saved after answering will be considered for evaluation.

#### Navigating through sections:

11. Sections in this question paper are displayed on the top bar of the screen. Questions in a section can be viewed by clicking on the section name. The section you are currently viewing is highlighted.
12. After clicking the **Save & Next** button on the last question for a section, you will automatically be taken to the first question of the next section.
13. You can move the mouse cursor over the section names to view the status of the questions for that section.
14. You can shuffle between sections and questions anytime during the examination as per your convenience.

Next >>

Version : 14.00.02



Read Instructions and familiarize with the procedures



A5.3. INSTRUCTIONS

AIIMS MBBS 2015 Shift 1

1. This is a Mock test. "Mock test is meant to create awareness about the test delivery system, contents, timing & instructions. It is just for sample only, actual instructions and other content will be different on the day of examination. Please Read the instructions carefully before start the examination."

2. The Question paper displayed is only for practice purposes. Under no circumstances it should be presumed as a sample paper.

3. Pen, Pencil, Cell phones, pagers, calculators, Pen Drives, Tablets or any electronic devices are strictly prohibited. Please make arrangements for their custody as no arrangements have been made at the centers for their custody.

4. If any electronic device is found with the candidate even if it is switch off, it will be considered as use of unfair means and improper conduct and failure to comply with the instructions will entail expulsion/ cancellation of candidature including appropriate legal action.

5. Follow the instruction given on screen before/after online exam.

6. Use of keyboard during the exam is strictly prohibited. Wherever use of keyboard is needed a virtual keyboard will appear on screen automatically.

7. Always maintain peace, discipline and silence during the examination process.

8. AIIMS reserves all rights to verify identity and genuineness of each candidate by taking thumb impression and photograph of the candidate or by any other means.

9. Candidate cannot leave before completion of exam.

<< Previous

☐ I have read and understood the instructions. All Computer Hardwares allotted to me are in proper working condition. I agree that I am not carrying any prohibited gadget like mobile phone etc. / any prohibited material with me into the exam hall. I agree that in case of not adhering to the instructions, I will be disqualified from taking the exam.

I am ready to begin

Version : 14.00.02

Your photograph appears here during Exam

50

AIIMS MBBS 2015 Shift 1

and other content will be different on the day of examination. Please Read the instructions carefully before start the examination."

2. The Question paper displayed is only for practice purposes. Under no circumstances it should be presumed as a sample paper.

3. Pen, Pencil, Cell phones, pagers, calculators, Pen Drives, Tablets or any electronic devices are strictly prohibited. Please make arrangements for their custody as no arrangements have been made at the centers for their custody.

4. If any electronic device is found with the candidate even if it is switch off, it will be considered as use of unfair means and improper conduct and failure to comply with the instructions will entail expulsion/ cancellation of candidature including appropriate legal action.

5. Follow the instruction given on screen before/after online exam.

6. Use of keyboard during the exam is strictly prohibited. Wherever use of keyboard is needed a virtual keyboard will appear on screen automatically.

7. Always maintain peace, discipline and silence during the examination process.

8. AIIMS reserves all rights to verify identity and genuineness of each candidate by taking thumb impression and photograph of the candidate or by any other means.

9. Candidate cannot leave before completion of exam.

AIIMS wishes you all the best for the Examination!

<< Previous

☒ I have read and understood the instructions. All Computer Hardwares allotted to me are in proper working condition. I agree that I am not carrying any prohibited gadget like mobile phone etc. / any prohibited material with me into the exam hall. I agree that in case of not adhering to the instructions, I will be disqualified from taking the exam.

I am ready to begin

Version : 14.00.02

Your photograph appears here during Exam

Read Instructions and familiarize with the procedures

AIIMS MBBS PROSPECTUS 2016

## A5.4 COLOURED CODED SCHEME REGARDING STATUS OF VISITED AND ANSWERED QUESTIONS



You have not visited the question yet.



You have not answered the question.



You have answered the question.



You have NOT answered the question, but have marked the question for review.



You have answered the question, but marked it for review.

51

In case you have marked a question for “Review” it means you have NOT submitted your final answer for that question but would like to visit the question, perhaps, later and finalize the answer.

**QUESTIONS MARKED FOR REVIEW SHALL BE TREATED AS AN UNANSWERED QUESTION AND NO MARKS SHALL BE AWARDED NOR DEDUCTED**

A5.5. DEFAULT VIEW

AIIMS MBBS 2015 Shift 1

Section

MBBS 2015

Question Type :Multiple Choice Question

Question No. 4

The inhibitor which inhibits protein synthesis both in eukaryotes and prokaryotes is:

☐ Diphtheria toxin.

☐ Puromycin.

☐ Fusidic acid.

☐ Chloramphenicol.

Mark for Review & Next

Clear Response

Save & Next

Your photograph appears here during Exam

Time Left :209:22  
John Smith

You are viewing MBBS 2015 Section

Question Palette

1 2 3 4

5 6 7 8

9 10 11 12

13 14 15 16

17 18 19 20

21 22 23 24

25 26 27 28

29 30 31 32

33 34 35 36

Legend

☒ Answered

☐ Not Answered

☐ Marked

☐ Not Visited

Profile

Instructions

Question Paper

Submit

Version : 14.00.02

52

Legend

☒ Answered

☐ Not Answered

☐ Marked

☐ Not Visited

Profile

Instructions

Question Paper

Submit

Default view is one question with options per screen. In case you want to see all questions click on “Question Paper” You may also visit your Profile or Instructions at any time.

AIIMS MBBS PROSPECTUS 2016



## A5.6. QUESTION PAPER VIEW

Section

MBBS 2015

AIIMS MBBS 2015 Shift 1

Time Left :209:42  
John Smith

You are viewing MBBS 2015 Section

Question Palette

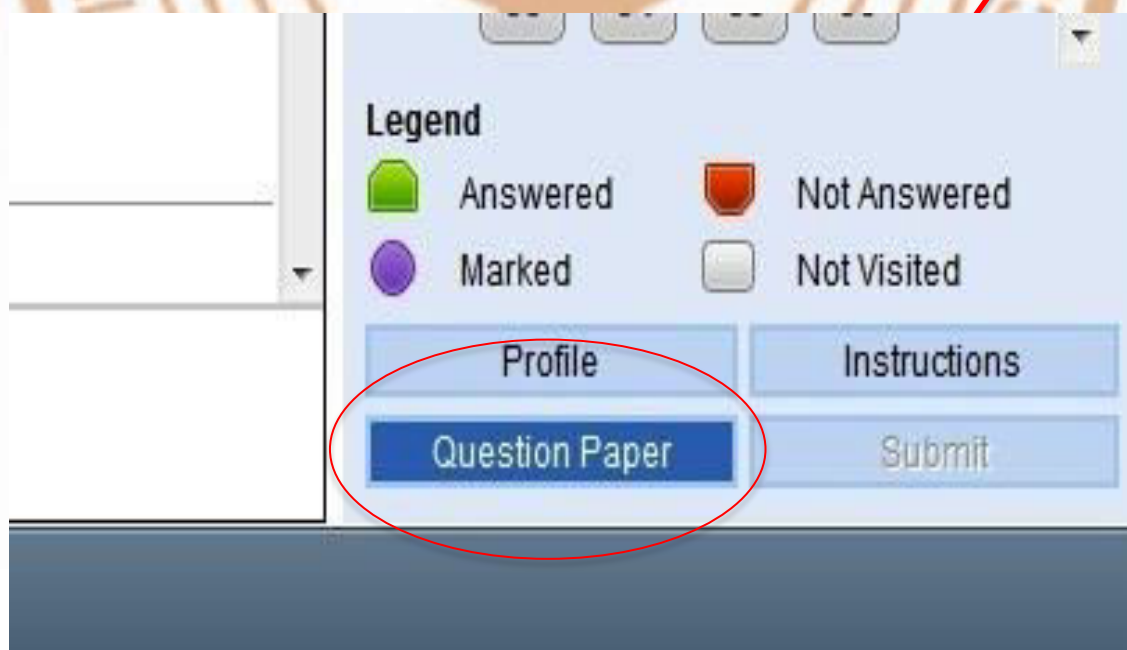
Legend

Answered Not Answered  
Marked Not Visited

Profile Instructions  
Question Paper Submit

Version : 14.00.02

53



**“Question Paper” view**

*Please note that Questions can be answered in the default view only and not in the “Question Paper View”.*

**AIIMS MBBS 2015 Shift 1**

Section  
**MBBS 2015**

Question Type : Multiple Choice Question

Question No. 4

The inhibitor which inhibits protein synthesis both in eukaryotes and prokaryotes is:

- ☐ Diphtheria toxin.
- ☐ Puromycin.
- ☐ Fusidic acid.
- ☐ Chloramphenicol.

Mark for Review & Next

Clear Response

Save & Next

Time Left :209:22  
John Smith

You are viewing MBBS 2015 Section

Question Palette

1

2

3

4

5

6

7

8

9

10

11

12

13

14

15

16

17

18

19

20

21

22

23

24

25

26

27

28

29

30

31

32

33

34

35

36

**Legend**

Answered

Not Answered

Marked

Not Visited

Profile

Instructions

Question Paper

Submit

Version : 14.00.02

54

Mark for Review & Next

Clear Response

You may mark for Review (with the intention of visiting the question later) or clear the Response or answer.

*Please note that Questions marked for Review will be treated as unanswered and NO MARKS shall be awarded or deducted*

AIIMS MBBS PROSPECTUS 2016

Section

MBBS 2015



Time Left :209:22  
John Smith

Question Type :Multiple Choice Question

Question No. 4

The inhibitor which inhibits protein synthesis both in eukaryotes and prokaryotes is:

- ☐ Diphtheria toxin.
- ☐ Puromycin.
- ☐ Fusidic acid.
- ☐ Chloramphenicol.

You are viewing MBBS 2015 Section

Question Palette



Legend

- Answered
- Not Answered
- Marked
- Not Visited

Profile

Instructions

Question Paper

Submit

Mark for Review & Next

Clear Response

Save & Next

Version : 14.00.02

55

Answered

Not Answered

Marked

Not Visited

Profile

Instructions

Question Paper

Submit

Save & Next

Save your responses.

Please note that responses saved as “Review” shall not be marked.



Section

MBBS 2015

Time Left :209:22  
John Smith

Question Type :Multiple Choice Question

Question No. 4

The inhibitor which inhibits protein synthesis both in eukaryotes and prokaryotes is:

- ☐ Diphtheria toxin.
- ☐ Puromycin.
- ☐ Fusidic acid.
- ☐ Chloramphenicol.

You are viewing MBBS 2015 Section

Question Palette



Legend

- ☒ Answered
  - ☐ Not Answered
  - ☒ Marked
  - ☐ Not Visited
- [Profile](#) [Instructions](#)  
[Question Paper](#) [Submit](#)

Mark for Review &amp; Next

Clear Response

Save &amp; Next

Version : 14.00.02

56

Section

MBBS 2015

Question Type :Multiple Choice Question

Question No. 4

The inhibitor which inhibits protein synthesis both in eukaryotes and prokaryotes is:

- ☐ Diphtheria toxin.
- ☒ Puromycin.
- ☐ Fusidic acid.
- ☐ Chloramphenicol.

Answer using the Radio-buttons and check status on the palette at the right .

### Question No. 1

The RNA having maximum number of

- ☐ mRNA
- ☐ rRNA
- ☐ hnRNA
- ☐ tRNA

#### Question Palette



Mark for Review & Next

Clear Response

Save & Next

**Question NOT answered**

**Marked for Review**

***Question considered as unanswered during evaluation***

### Question No. 2

The most potent stimulator of r

- ☐ B cells.
- ☐ Follicular dendritic cells.
- ☐ Mature dendritic cells.
- ☒ Macrophages.

#### Question Palette



Mark for Review & Next

Clear Response

Save & Next

**Question answered**

**Saved**

***Response will be evaluated and marked***

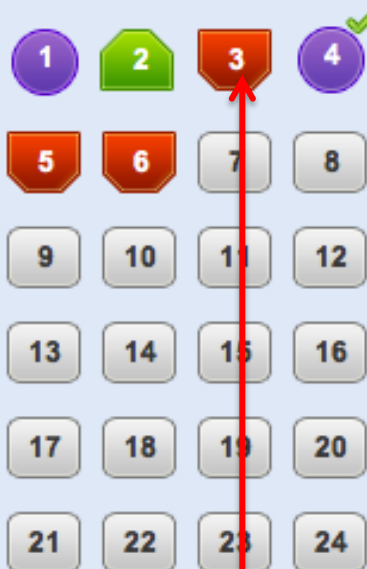


**Question No. 3**

During phagocytosis, the metabolic process ca

- ☐ Hydrolase.
- ☐ Peroxidase.
- ☐ Oxidase.
- ☐ Dehydrogenase.

**Question Palette**



Mark for Review & Next

Clear Response

Save & Next

- Question NOT answered
- *Question considered as unanswered during evaluation*

**Question No. 4**

The inhibitor which inhibits protein synthesis

- ☐ Diphtheria toxin.
- ☐ Puromycin.
- ☐ Fusidic acid.
- ☒ Chloramphenicol.

**Question Palette**



Mark for Review & Next

Clear Response

Save & Next

60

- Question answered
- Marked for Review
- *Question considered as unanswered during evaluation*

## PROFORMA FOR OTHER BACKWARD CLASS (OBC) CERTIFICATE

(Certificate to be Produced by other Backward Classes applying for Admission to Central Educational Institutions (CEIs),  
Under The Government of India)

This is to certify that Shri /Smt./Kum. \_\_\_\_\_ Son/Daughter of  
Shri/Smt. \_\_\_\_\_ of Village/Town \_\_\_\_\_ District/Division \_\_\_\_\_ in the  
\_\_\_\_\_ State belongs to the \_\_\_\_\_ Community which is recognized as a  
backward class under:

- (i) Resolution No. 12011/68/93-BCC(C) dated 10/09/93 published in the Gazette of India Extraordinary part I Section I No. 186 dated 13/09/93.
- (ii) Resolution No. 12011/9/94-BCC dated 19/10/94-BCC dated 19/10/94 published in the Gazette of India Extraordinary part I Section I No. 163 dated 20/10/94.
- (iii) Resolution No. 12011/7/95-BCC dated 24/05/95 published in the Gazette of India Extraordinary part I Section I dated 25/05/95.
- (iv) Resolution No. 12011/96/94-BCC dated 09/03/96.
- (v) Resolution No. 12011/44/94-BCC dated 06/12/96 published in the Gazette of India Extraordinary part I Section I No. 210 dated 11/12/96.
- (vi) Resolution No. 12011/13/97-BCC dated 03/12/97.
- (vii) Resolution No. 12011/99/94-BCC dated 11/12/97.
- (viii) Resolution No. 12011/68/98-BCC dated 27/10/99.
- (ix) Resolution No. 12011/88/99-BCC dated 06/12/99 published in the Gazette of India Extraordinary Part I Section I No. 270 dated 06/12/99.
- (x) Resolution No. 12011/36/99-BCC dated 04/04/2000 published in the Gazette of India Extraordinary Part I Section I No. 71 dated 04/04/2000.
- (xi) Resolution No. 12011/44/99-BCC dated 21/09/2000 published in the Gazette of India Extraordinary Part I Section 1 No. 210 dated 21/09/2000.
- (xii) Resolution No. 12016/09/2000-BCC dated 06/09/2001.
- (xiii) Resolution No. 12011/01/2001-BCC dated 19/06/2003.
- (xiv) Resolution No. 12011/04/2002-BCC dated 13/01/2004.
- (xv) Resolution No. 12011/09/2004-BCC dated 16/01/2006 published in the Gazette of India Extraordinary Part I Section I No. 210 dated 16/01/2006.

Shri/Smt./Kum. \_\_\_\_\_ and/or his family ordinarily reside(s) in the \_\_\_\_\_  
District/Division of \_\_\_\_\_ State.

This is also to certify that he/she does not belong to the persons/sections (Creamy Layer) mentioned in Column 3 of the Scheduled to the Government of India. Department of Personnel & Training O.M. No. 36012/22/93-Estt. (SCT ) dated 08/09/93 which is modified vide OM No. 36033/3/2004 Estt. (Res.) dated 09/03/2004 or the latest notification of the Government of India.

Dated :

**District Magistrate/Competent Authority Seal**

### NOTE:

- a. The Term Ordinarily used here will have the same meaning as in Section 20 of the Representation of the People Act, 1950.
- b. The authorities competent to issue Caste Certificates are indicated below:
  - i. District Magistrate/Additional Magistrate/Collector/Deputy Commissioner/Additional Deputy Commissioner/Deputy Collector/Ist Class Stipendiary Magistrate/Sub-Divisional Magistrate/ Taluka Magistrate/Executive Magistrate/Extra Assistant Commissioner (not below the rank of Ist Class Stipendiary Magistrate.)
  - ii. Chief Presidency Magistrate/Additional Chief Presidency Magistrate/Presidency Magistrate.
  - iii. Revenue Officer not below the rank of Tehsildar.
  - iv. Sub-Divisional Officer of the area where the candidate and/or his family resides.



**FORM OF SC/ST CERTIFICATE PRESCRIBED**

Form of certificate as prescribed in M.H.A., O.M., No. 42/21/49-N.G.S. dated the 28.1.1952, as revised in Dept. of Per-& A.R. letter No. 36012/6/76-Est. (S.C.T), dated the 29.10.1977, to be produced by candidate belonging to a Scheduled Caste or a Scheduled Tribe in support of his/her claim.

**CASTE CERTIFICATE**

This is to certify that Shri/Smt./Kum.\*..... son/daughter\*of.....of village/town\*.....in district/Division\*.....of the State/Union Territory\*..... belongs to the .....Caste/Tribe which is recognised as a Scheduled Caste/Scheduled Tribe\* under :

- The Constitution (Scheduled Caste) Order, 1950
- The Constitution (Scheduled Tribe) Order, 1950
- The Constitution (Scheduled Caste) (Union Territories) Order, 1951
- The Constitution (Scheduled Tribe) (Union Territories) Order, 1951

% 1. (as amended by the Scheduled Caste and Scheduled Tribes Lists (Modification) Order, 1956, the Bombay Re-organization Act, 1960, the Punjab Re-organization Act, 1966, the State of Himachal Pradesh Act, 1970 the North Eastern Areas (Re-organization) Act, 1971 and the Scheduled Castes and Scheduled Tribes Orders, (Amendment) Act, 1976). The Constitution (Jammu and Kashmir) Scheduled Caste Order, 1956.

- The Constitution (Andaman and Nicobar Islands) Scheduled Tribes Order, 1959.
- The Constitution (Dadra and Nagar Haveli) Scheduled Caste Order, 1962.
- The Constitution (Dadra and Nagar Haveli) Scheduled Tribes Order, 1962.
- The Constitution (Pondichery) Scheduled Caste Order, 1964
- The Constitution (Uttar Pradesh) (Scheduled Tribes) Order, 1967
- The Constitution (Goa, Daman & Diu) Scheduled Caste Order, 1968.
- The Constitution (Goa, Daman & Diu) Scheduled Tribes Order, 1968.
- The Constitution (Nagaland) Scheduled Tribes Order, 1970.
- The Constitution (Sikkim) Scheduled Caste Order, 1978.
- The Constitution (Sikkim) Scheduled Tribes Order, 1978.

% 2. Applicable in the case of Scheduled Caste/Schedule Tribe persons who have migrated from one State/ Union Territory Administration:

This certificate is issued on the basis of the Scheduled Caste/Scheduled Tribe certificate issued to Shri / Smt\*.....father/mother of Shri/Smt/Kum\*.....of village/town\*..... in District/Division\* of the State/Union Territory\* ..... who belongs to the.....caste/tribe which is recognised as a Scheduled Caste/Scheduled Tribe\* in the State/Union Territory\* ..... issued by the (name of prescribed authority) vide their No.....date..... % 3. Shri\*/Smt.\* /Kum\* ..... and/or his/her\* family ordinary reside(s) in village/town\* ..... of the State/Union Territory of..... Signature.....

Place .....

State/Union Territory

\*\*Designation.....

Date .....

(With seal of Office)

- Please delete the words which are not applicable.

- Please quote specific Presidential Order.

- % Delete the paragraph which is not applicable.

- \*\* Should be signed by the Authorities empowered to issue Scheduled Caste/Scheduled Tribe certificates as specified above.

**Note:-**

- The information will appear in the website strictly as per time schedule laid down in the Prospectus. Telephonic queries / written requests prior to the scheduled date mentioned in the Prospectus regarding receipt of application, acceptance, hoisting of Admit Cards etc. will not be entertained.

**For enquiries relating to Entrance Examination please contact:**

**Assistant Controller (Exams)**

**Examination Section**

**All India Institute of Medical Sciences (AIIMS)**

**Ansari Nagar, New Delhi -110 608**

**Tel: 26589900, 26588500 Extn. 4499, 6421, 6422**

**Fax: 011 2658 8789**

**[www.aiimsexams.org](http://www.aiimsexams.org)**